

UK HEP FORUM
THEORETICAL AND EXPERIMENTAL PARTICLE PHYSICS

COMPLETING THE HIGGS-SAW PUZZLE



Register at:

<https://conference.ippp.dur.ac.uk/event/1199/>

The Cosener's House,
Abingdon, Oxfordshire

21-22 November 2023

Organising committee: R. Alonso, D. Croon, S. Dixon, J. Ellis, J. Linacre,
S. Martin-Haugh, B. Pecjak (co-Chair), S. Ricciardi (co-Chair), M. WIELERS



Higgs Prospects at Muon Collider

Donatella Lucchesi University and INFN of Padova, CERN

for the

International Muon Collider Collaboration

UK HEP Forum 2023: Completing the Higgs-saw puzzle

Cosener's House

Abington Oxfordshire



UNIVERSITÀ
DEGLI STUDI
DI PADOVA



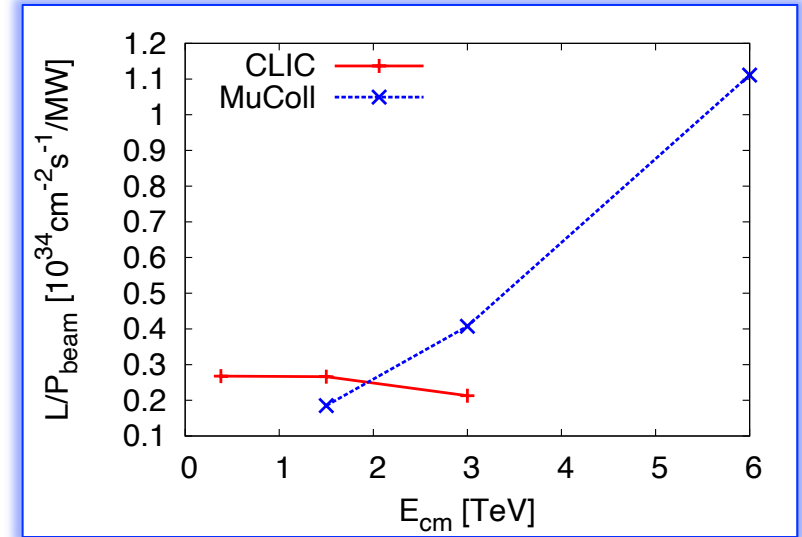
Advantages of multi-TeV muon collisions

$$p^{sync} \sim \frac{\alpha}{R^2} \left(\frac{E}{m} \right)^4 \longrightarrow \text{Possible to accelerate to very high energy}$$

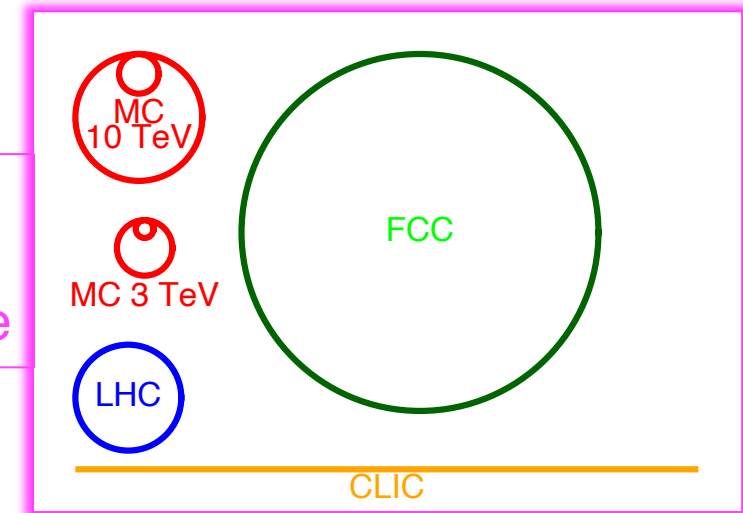
High center of mass energy & high luminosity & power efficient:
luminosity increase per beam power

C. Accettura et al. "Towards a muon collider"

Parameter	Symbol	Unit	Target value		
Centre-of-mass energy	E_{cm}	TeV	3	10	14
Luminosity	\mathcal{L}	$1 \times 10^{34} \text{ cm}^{-2} \text{ s}^{-1}$	2	20	40
Collider circumference	C_{coll}	km	4.5	10	14
Muons/bunch	N_{\pm}	1×10^{12}	2.2	1.8	1.8
Repetition rate	f_r	Hz	5	5	5
Total beam power	$P_- + P_+$	MW	5.3	14	20
Longitudinal emittance	ε_l	MeV m	7.5	7.5	7.5
Transverse emittance	ε_{\perp}	μm	25	25	25
IP bunch length	σ_z	mm	5	1.5	1.1
IP beta-function	β_{\perp}^*	mm	5	1.5	1.1
IP beam size	σ_{\perp}	μm	3	0.9	0.6



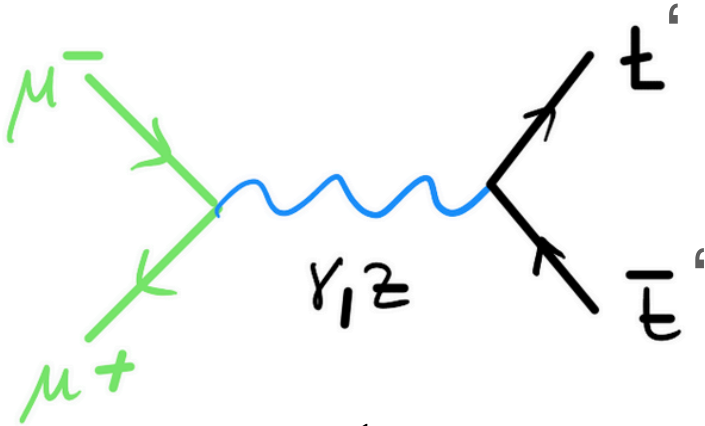
Compact:
cost effective
& sustainable



Integrated luminosity: $\sqrt{s} = 3 \text{ TeV } 1 \text{ ab}^{-1} 5 \text{ years one experiment}$
 $\sqrt{s} = 10 \text{ TeV } 10 \text{ ab}^{-1} 5 \text{ years one experiment}$

Advantages of multi-TeV muon collisions: two colliders in one

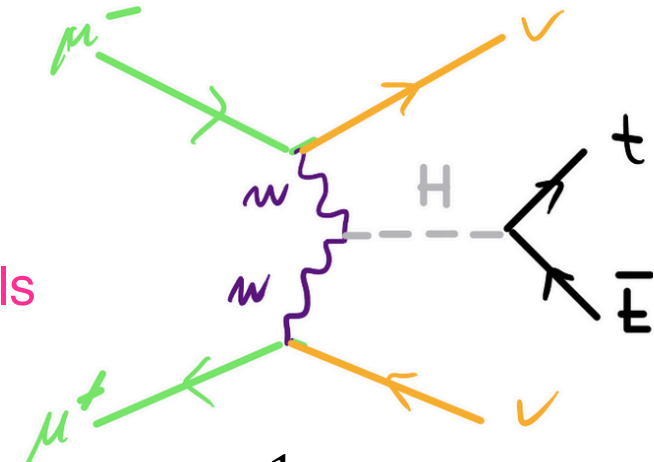
Multi-TeV muon collider opens a completely new regime :



$$\sigma \sim \frac{1}{s}$$

Energetic final states
(heavy particle or very boosted)

Different physics can be probed in the two channels



$$\sigma \sim \frac{1}{M^2} \log^n \frac{s}{M}$$

Standard Model coupling measurements
Discovery light and weakly interacting particles

[Muon Colliders](#), 1901.06150

[The muon Smasher's guide](#), *Rept.Prog.Phys.* 85 (2022) 8, 084201 2103.14043

[Muon Collider Forum Report](#), 2209.01318

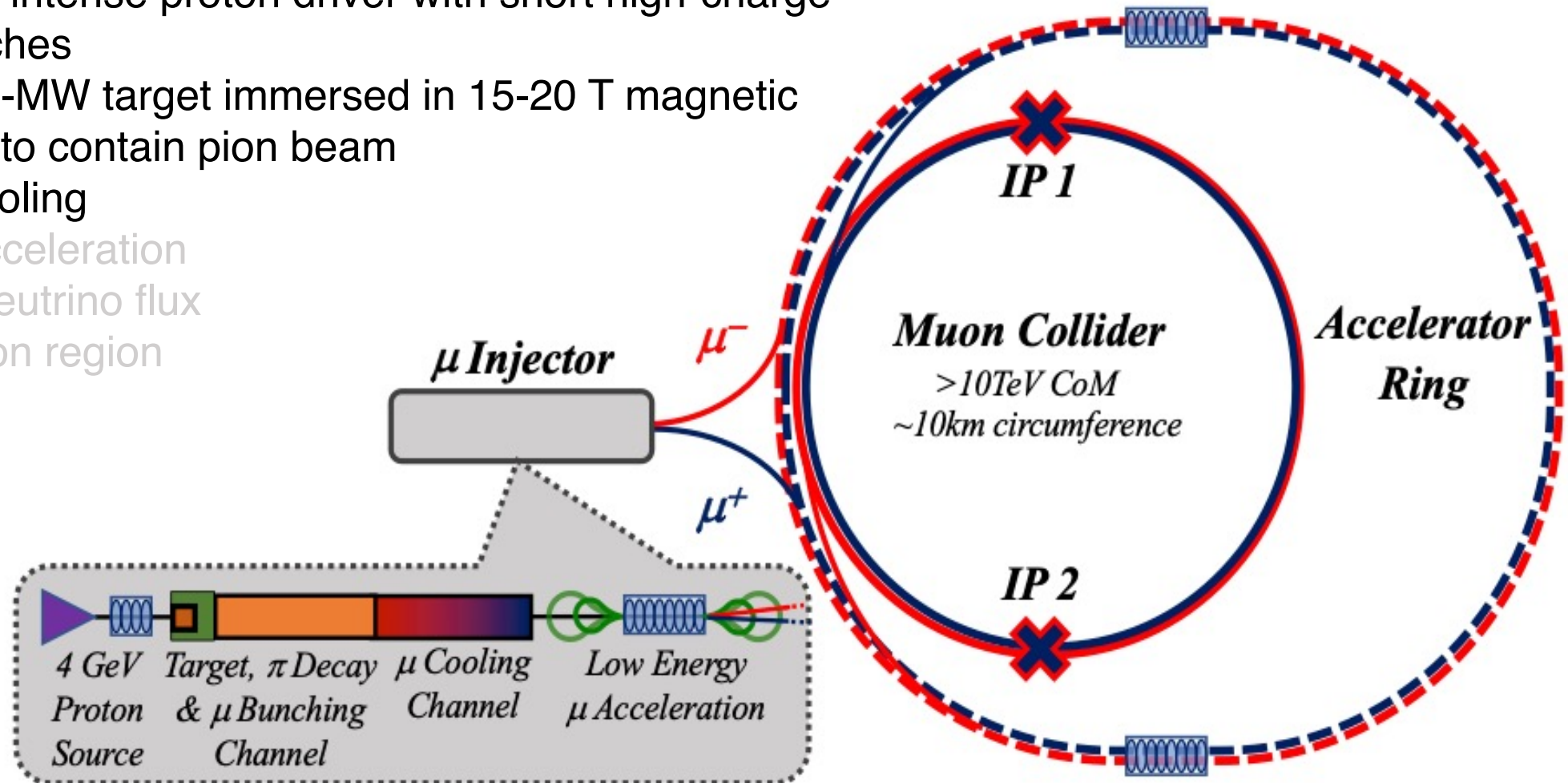
[Towards a Muon Collider](#), *Eur.Phys.J.C* 83 (2023) 9, 864, 2303.08533

Muon Collider Facility in a nutshell

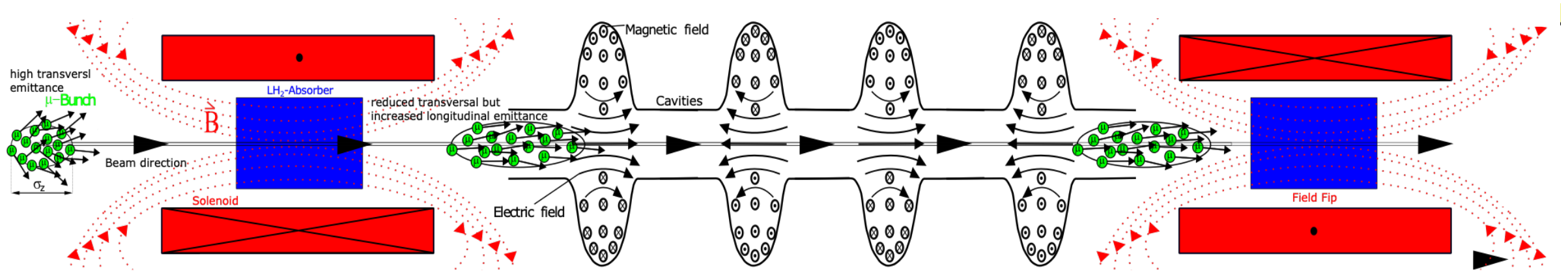
Key challenges

- * Proton source
 - High intense proton driver with short high-charge bunches
 - Multi-MW target immersed in 15-20 T magnetic field to contain pion beam
- * Muon cooling
- * Beam acceleration
- * Dense neutrino flux
- * Interaction region

If not specified material is taken from
C. Accettura et al. "Towards a muon collider"



Muon ionization cooling principle



- Absorber: low Z material (Lithium hydride for first phase, liquid H for final cooling) in high magnetic field to minimize the effect of multiple scattering
- RF cavities in magnetic field: accelerate the beam

[Mice Coll. Demonstration of cooling by the Muon Ionization Cooling Experiment](#)

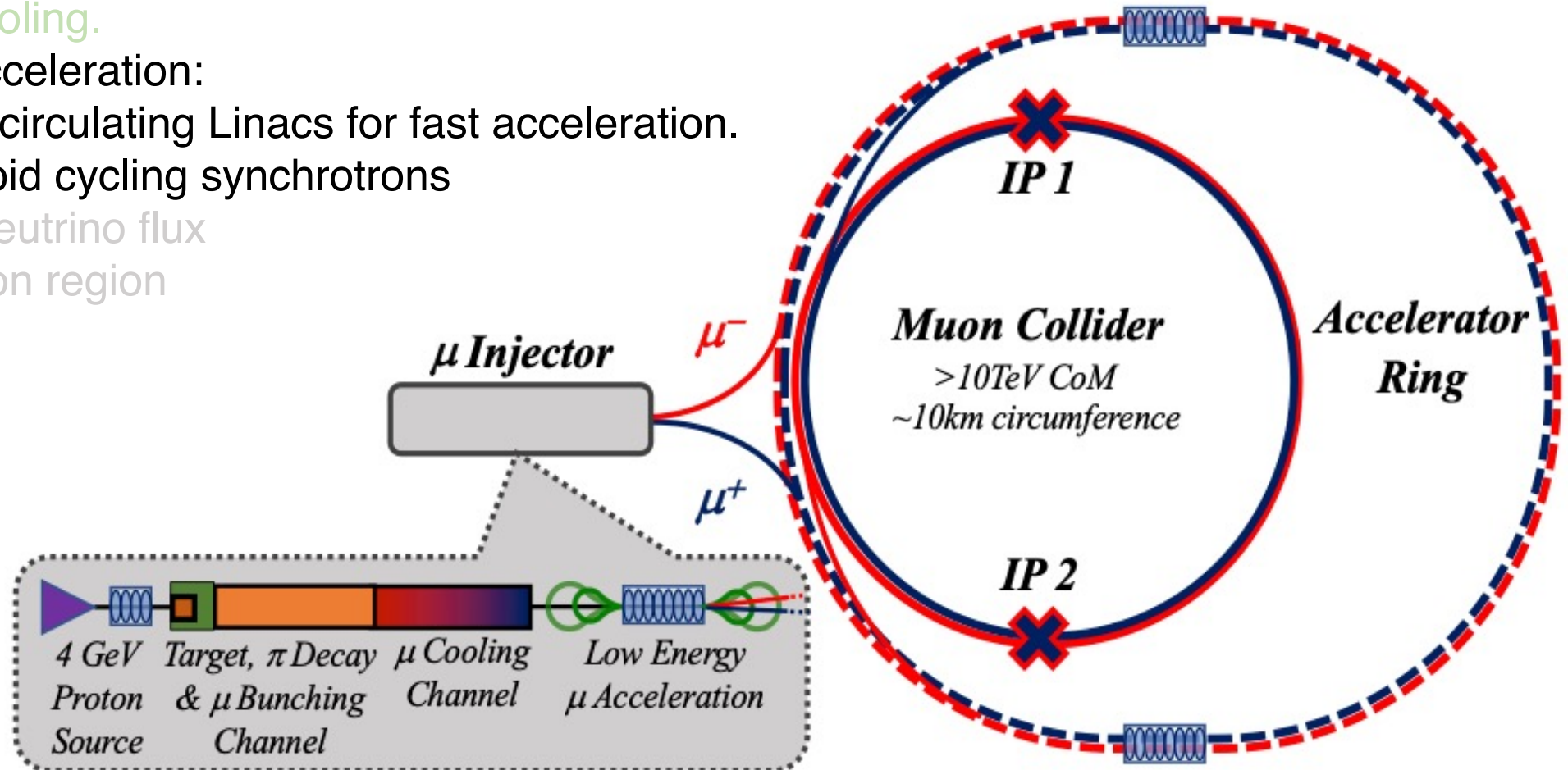
Two cooling stages:

- 1) muons cooled both transversely and longitudinally, rectilinear cooling.
- 2) muons cooled transversely, final cooling.

Design baseline overview

Key challenges

- * Proton source.
- * Muon cooling.
- * Beam acceleration:
 - 1) Re-circulating Linacs for fast acceleration.
 - 2) Rapid cycling synchrotrons
- * Dense neutrino flux
- * Interaction region

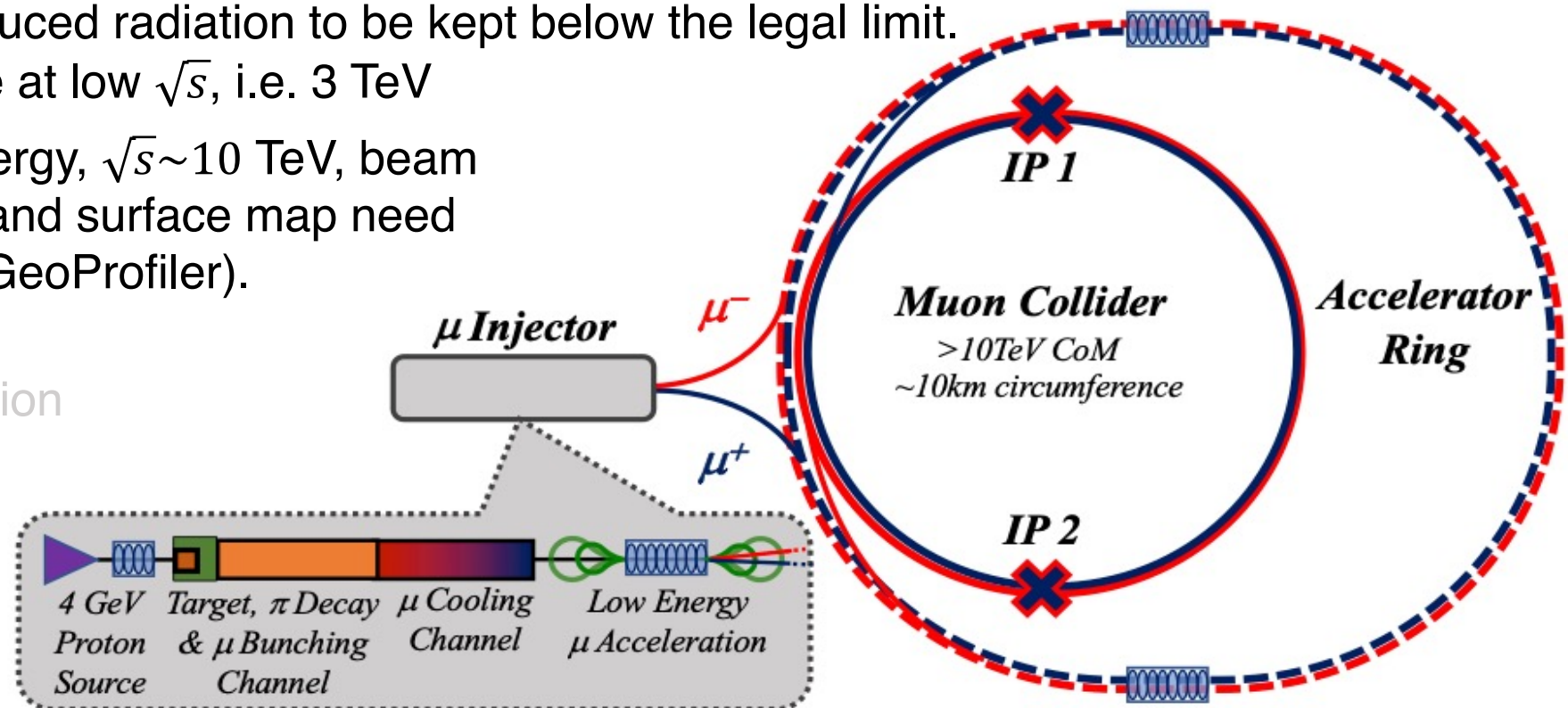


Design baseline overview

Key challenges

- * Proton source.
 - * Muon cooling.
 - * Beam acceleration
 - * Dense neutrino flux
- Possible induced radiation to be kept below the legal limit.
 - Not an issue at low \sqrt{s} , i.e. 3 TeV
 - At higher energy, $\sqrt{s} \sim 10$ TeV, beam parameters and surface map need to be used (GeoProfiler).

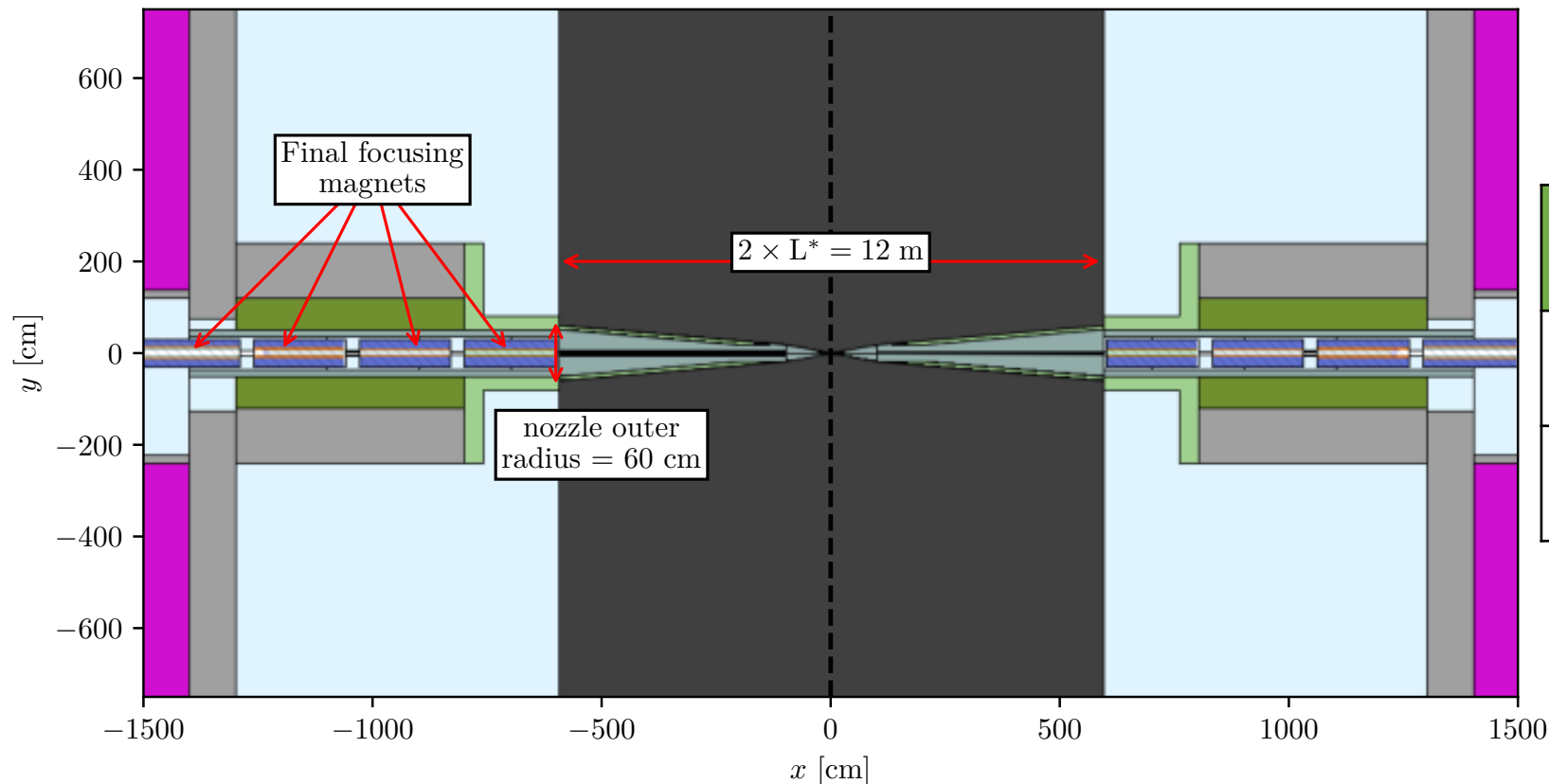
* Interaction region



Collider interaction region

Longitudinal size of the detector determined by position of final focusing magnets.
it would be very difficult from the the lattice point of view to have more than ± 6 m

C. Carli, A. Lechner, D. Calzolari, K. Skoufaris

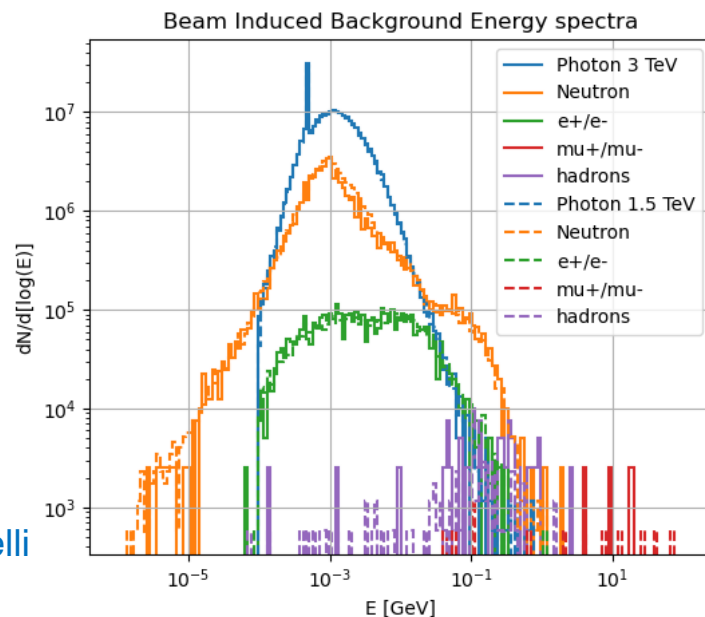


	LHC	MC $\sqrt{s} = 10$ TeV
bunch length σ_z	7.7 cm	1.5 mm
bunch size σ_{\perp}	$16.7 \mu\text{m}$	$0.9 \mu\text{m}$

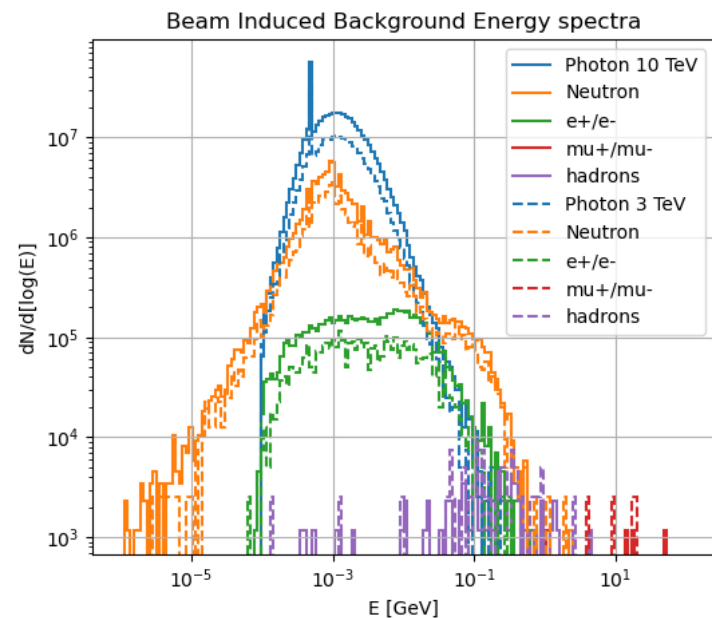
Single bunch mode

Beam background sources in the detector region

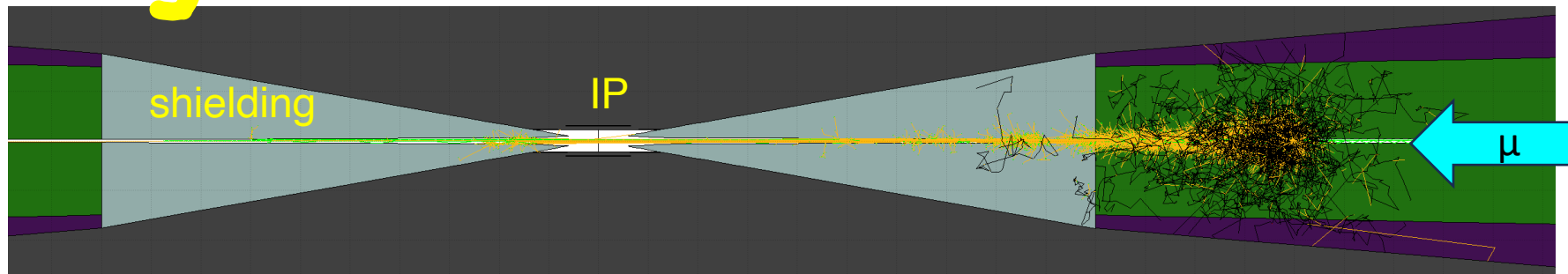
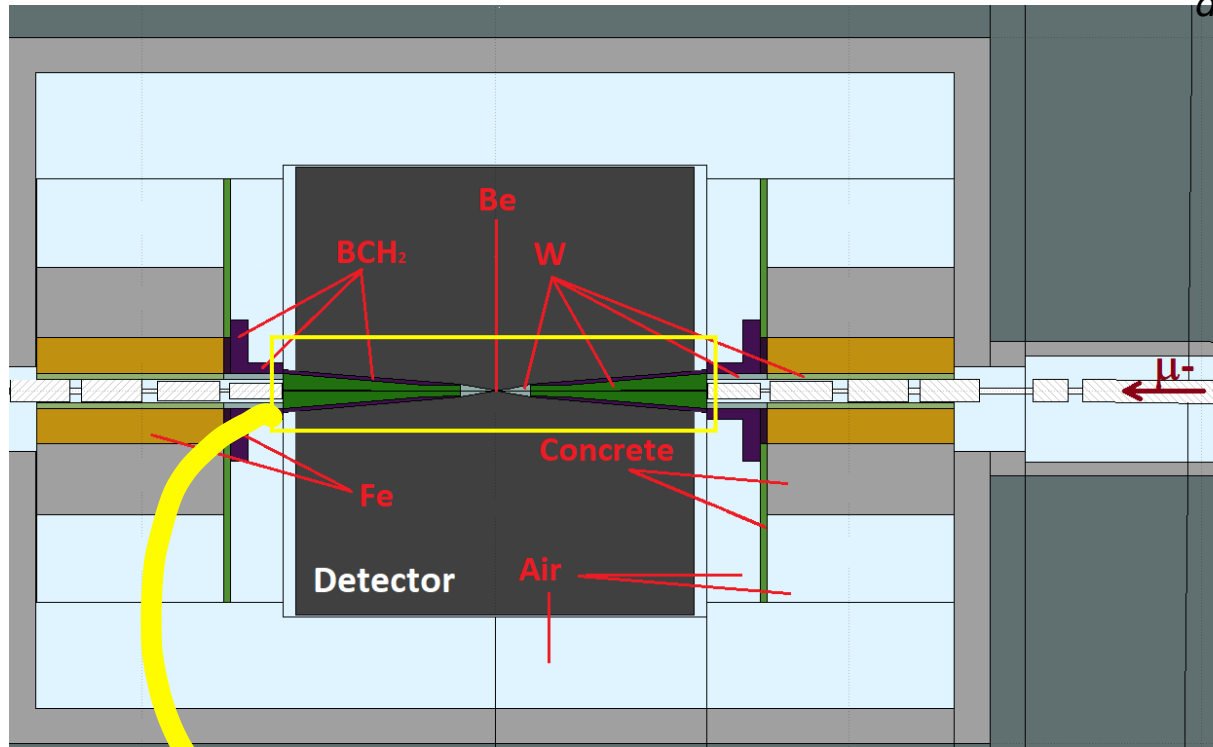
- ✗ Muon decay along the ring, $\mu^- \rightarrow e^- \bar{\nu}_e \nu_\mu$: dominant process at all center-of-mass energies
 - * photons from synchrotron radiation of electrons in collider magnetic field
 - * electromagnetic showers from electrons and photons
 - * hadronic component from photonuclear interaction with materials
 - * Bethe-Heitler muon, $\gamma + A \rightarrow A' + \mu^+ \mu^-$
- ✗ Incoherent $e^- e^+$ production, $\mu^+ \mu^- \rightarrow \mu^+ \mu^- e^+ e^-$: important at high \sqrt{s}
 - * small transverse momentum $e^- e^+ \Rightarrow$ trapped by detector magnetic field
- ✗ Beam halo: level of acceptable losses to be defined, not an issue now



D. Calzolari, L. Castelli

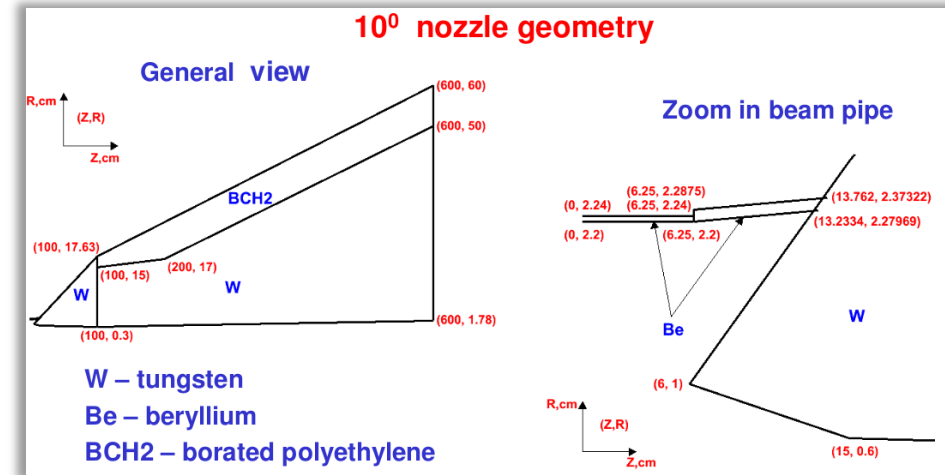


Shielding structure: the nozzles



Designed by MAP (Muon Accelerator Program)

N.V. Mokhov et al. *Muon collider interaction region and machine-detector interface design* Fermilab-Conf-11-094-APC-TD



Optimized for $\sqrt{s} = 1.5$ TeV

F. Collamati et al. 2021 JINST 16 P11009

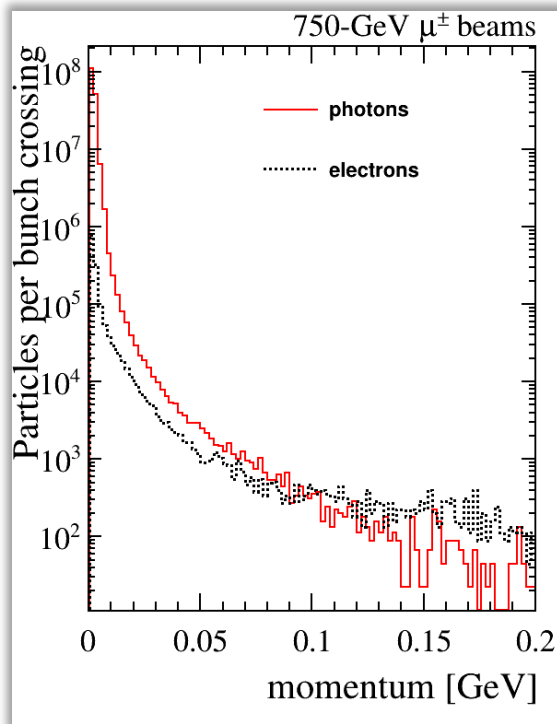
Single muon decay tracks

$$N_{\mu}^{\pm} \sim 2 \times 10^{12} / \text{bunch}$$

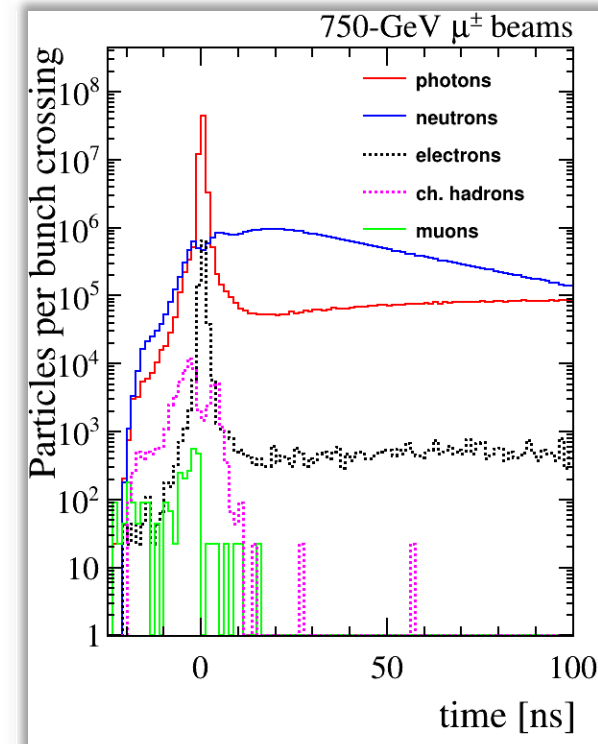
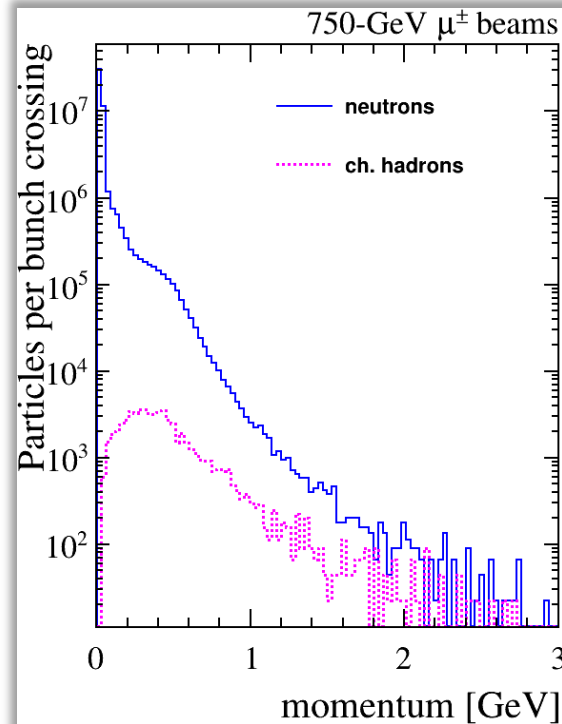
Survived beam-Induced background (BIB) properties

N. Bartosik *et al*
JINST **15** P05001

Despite the nozzles, huge number of particles arrives on the detector



Low momentum particles



Partially out of time vs beam crossing

Beam-induced background generated with FLUKA by using the interaction region layout.
Particles propagated into the detector with GEANT.

Detector concept for multi-TeV muon collisions

It must cope with the beam-induced background:

- nozzles have to be part of the detector
- Sub-detector technologies need to be appropriate for large fluxes of low energy particles

$\sqrt{S} = 3$ TeV and $\sqrt{S} = 10$ TeV have different physics characteristics \Rightarrow different requirements:

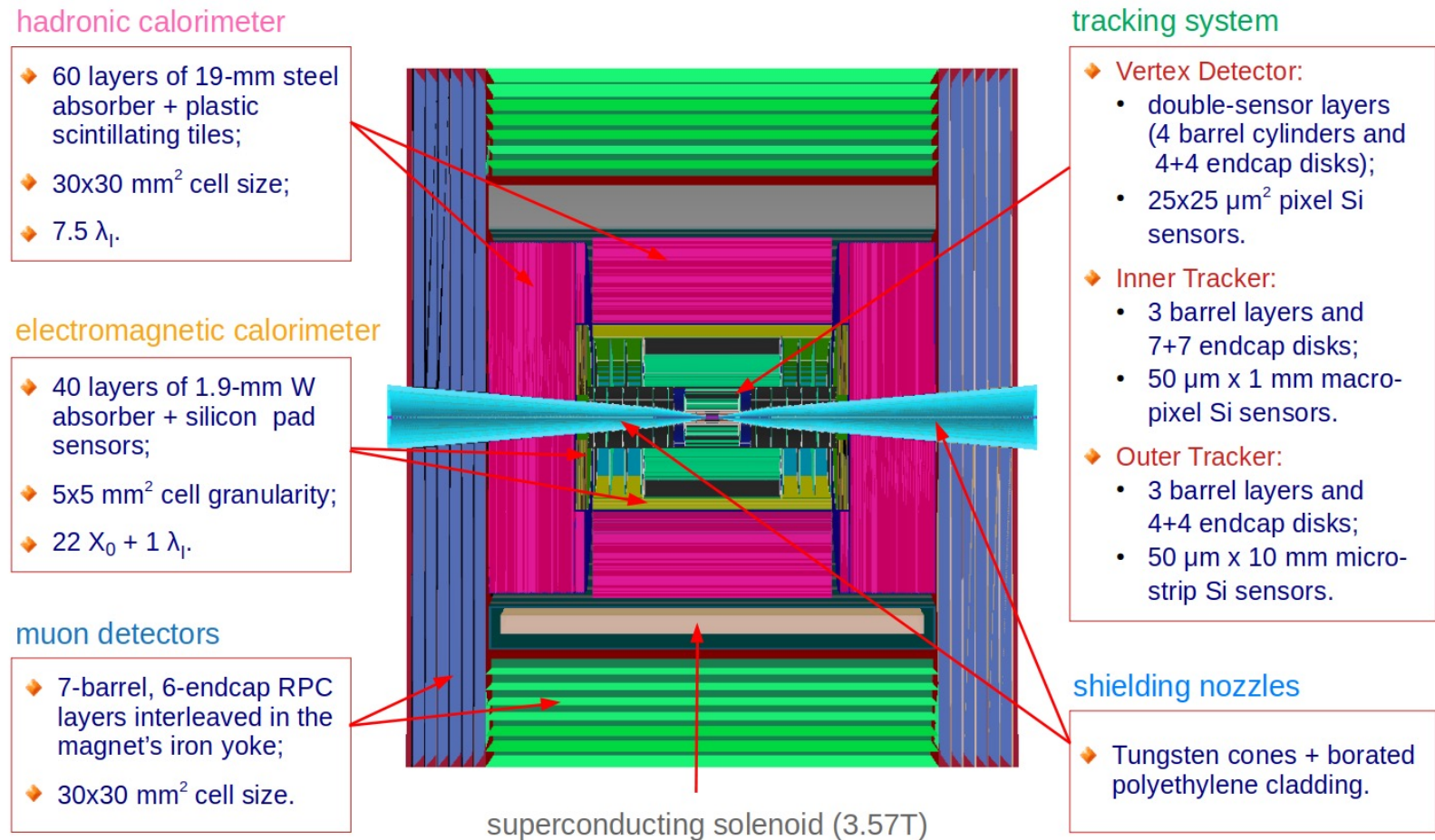
- $\sqrt{S} = 3$ TeV is well known thanks to CLIC's studies
- $\sqrt{S} = 10$ TeV study in progress

✗ ILCSoft is the simulation and reconstruction framework, initially forked from CLIC's software. Nowadays, quite well developed package MuonColliderSoftware. Transition to key4hep in progress. Recent tutorial in July 2023 (MuCol Project)

* Data taking in trigger-less mode

First detector concept at $\sqrt{s} = 3$ TeV based on CLIC's detector concept CLICdp-Note-2017-001

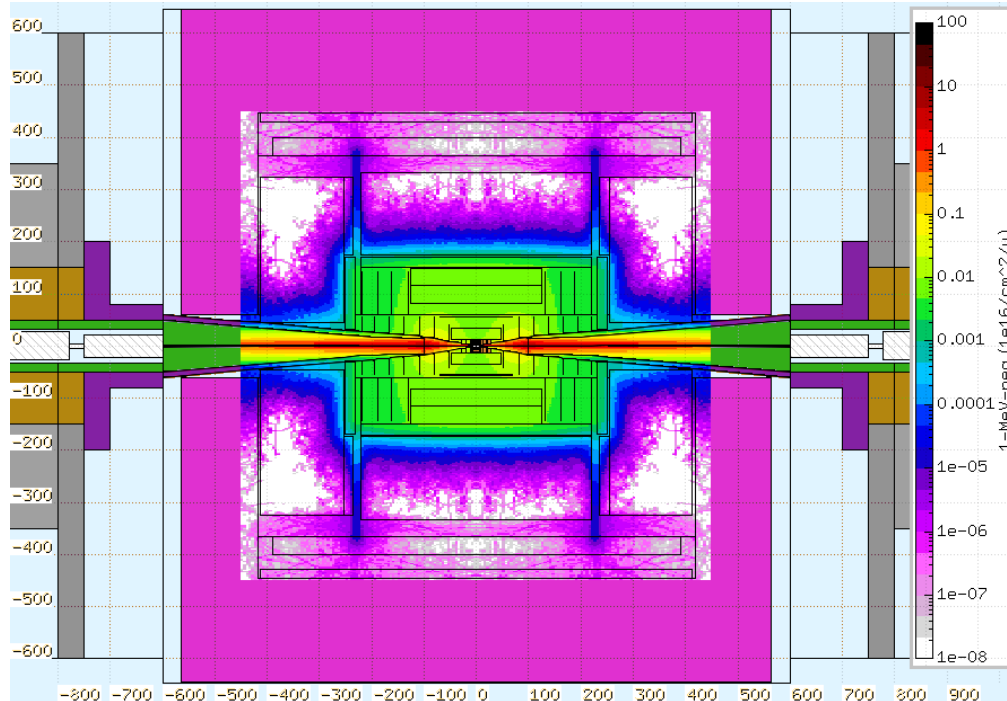
- Removed forward luminosity detectors
- Inserted nozzles
- Adapted tracker detector
- Magnetic field modified to cope with available beam-induced background



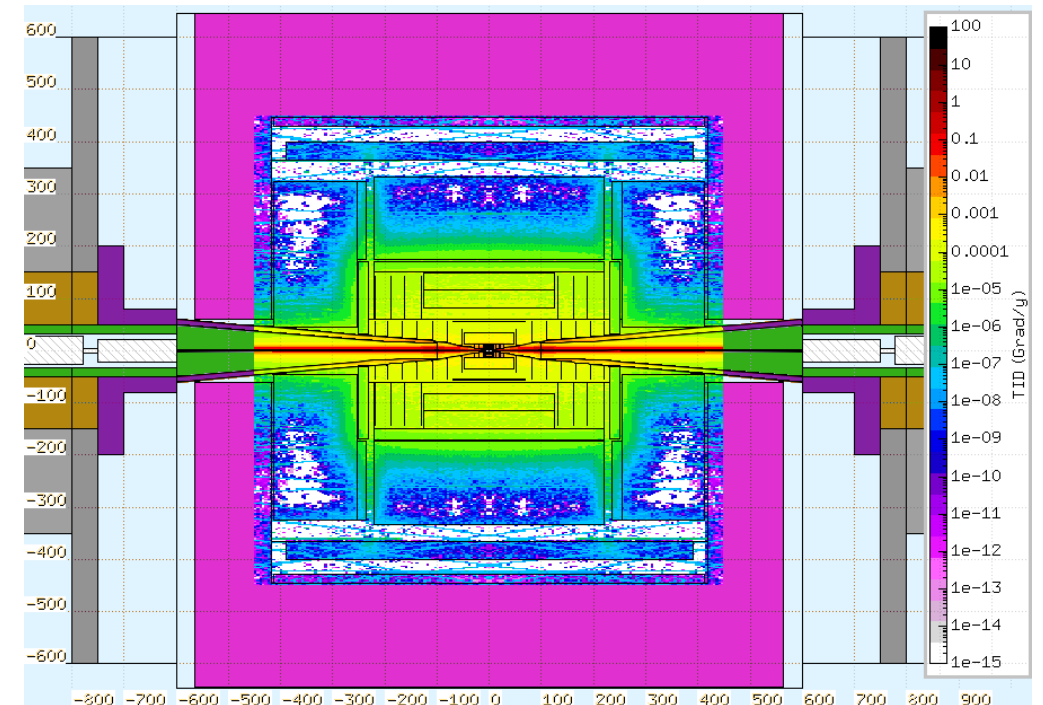
C. Accettura et al. "Towards a muon collider"
CLIC: H. Abramowicz et al., Eur. Phys. J. C 77, 475 (2017)

Radiation environment

1-MeV neutron equivalent fluence per year



Total ionizing dose per year



Assumptions:

- Collision energy 1.5 TeV
- Collider circumference 2.5 km
- Beam injection frequency 5Hz
- Days of operation/year 200

Expected Radiation hardness requirements like HL-LHC

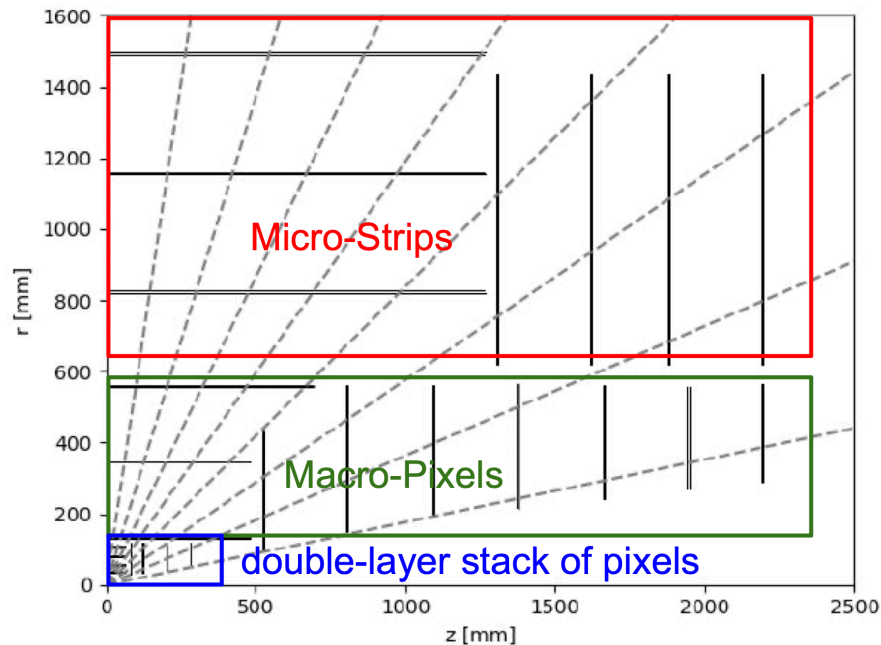
	Maximum Dose (Mrad)		Maximum Fluence (1 MeV-neq/cm ²)	
	R= 22 mm	R= 1500 mm	R= 22 mm	R= 1500 mm
Muon Collider	10	0.1	10 ¹⁵	10 ¹⁴
HL-LHC	100	0.1	10 ¹⁵	10 ¹³

[K. Black, Muon Collider Forum Report](#)

$\sqrt{s} = 3 \text{ TeV}$ and $\sqrt{s} = 10 \text{ TeV}$ similar values expected \Rightarrow dominated by BIB

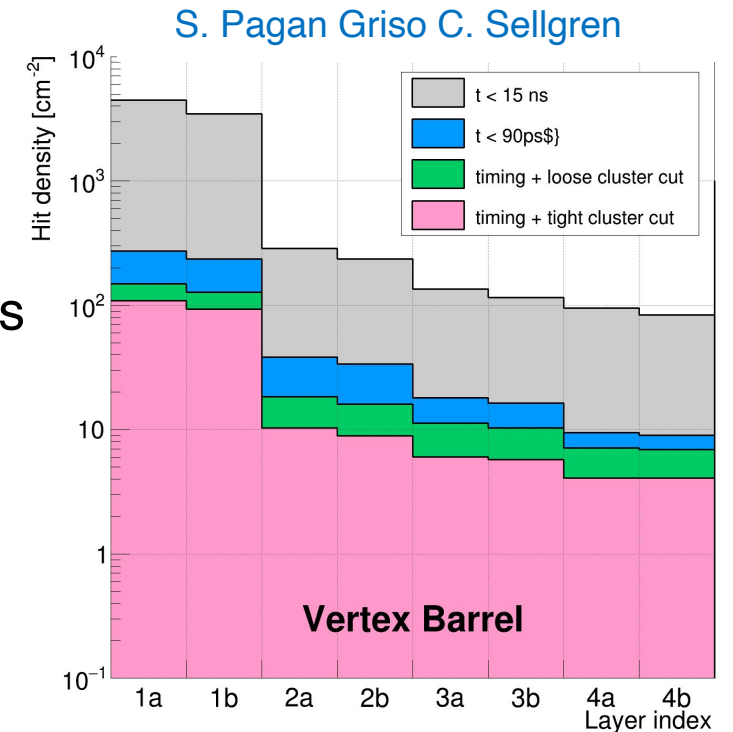
Tracking system: full detector & BIB simulation

First layers of barrel vertex detector & forward disks highly impacted BIB



Tracker requirements

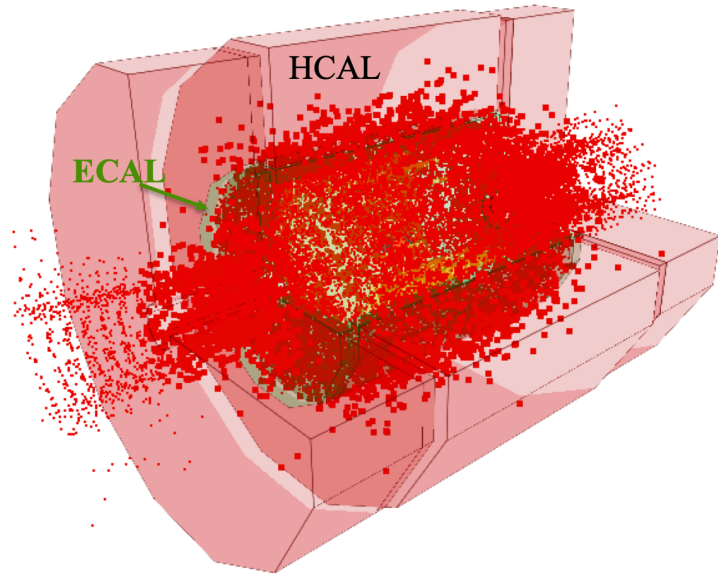
- Timing: high resolution to suppress out of time BIB.
- Energy deposition: exploit different cluster shapes.
- Double layers: apply directional filtering.



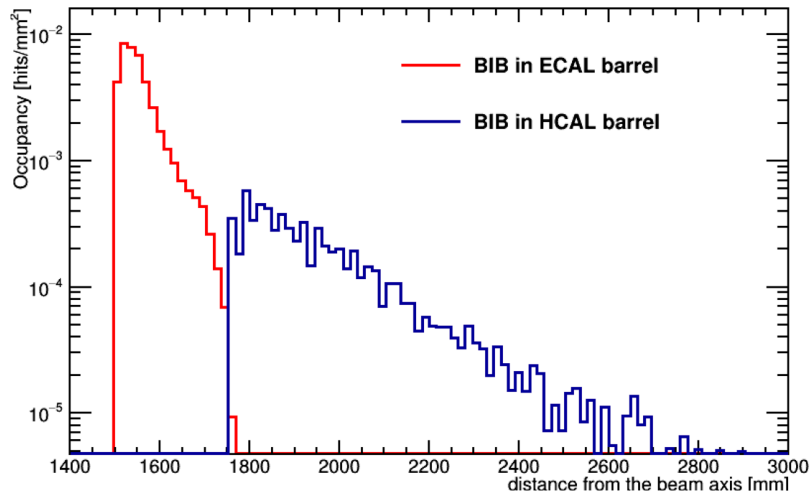
Higher occupancies with respect to LHC detectors crossing rate 100 kHz vs 40 MHz
Fully engaged in ECFA DRD silicon tracker

Detector reference	Hit density [mm^{-2}]		
	MCD	ATLAS ITk	ALICE ITS3
Pixel Layer 0	3.68	0.643	0.85
Pixel Layer 1	0.51	0.022	0.51

Calorimeter system: full detector & BIB simulation



Occupancy: ECAL > 10 times HCAL

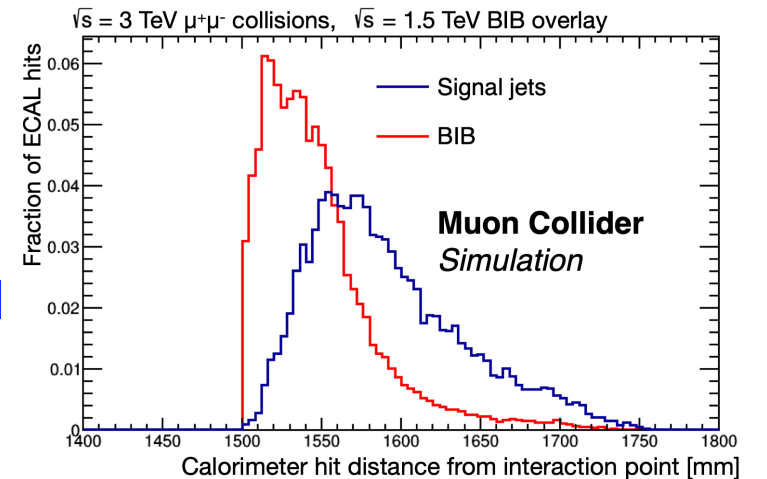
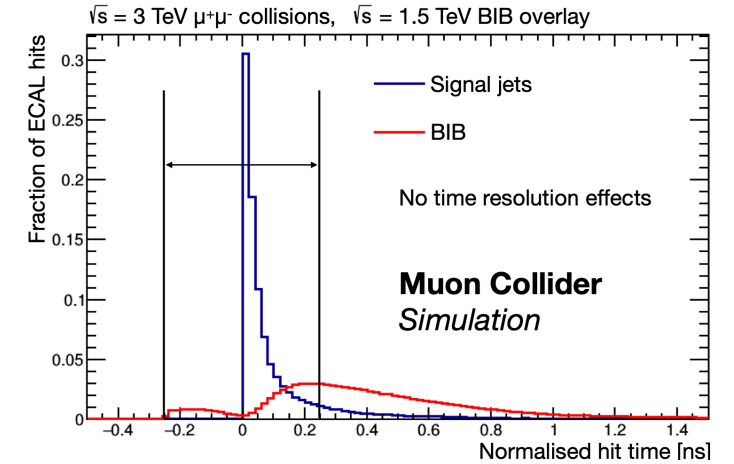


ECAL surface flux: 300 particle/cm²

- 96% photons, 4% neutrons
- $E_{\gamma}^{Ave.} \sim 1.7$ MeV

Calorimeter requirements

- time-of-arrival: resolution ~ 100 ps to reject out-of-time particles.
- Longitudinal segmentation: different profile signal vs. BIB.
- High granularity: to separate BI particles from signal avoiding overlaps in the same cell.



Dedicated ECAL R&D: **Crilin**

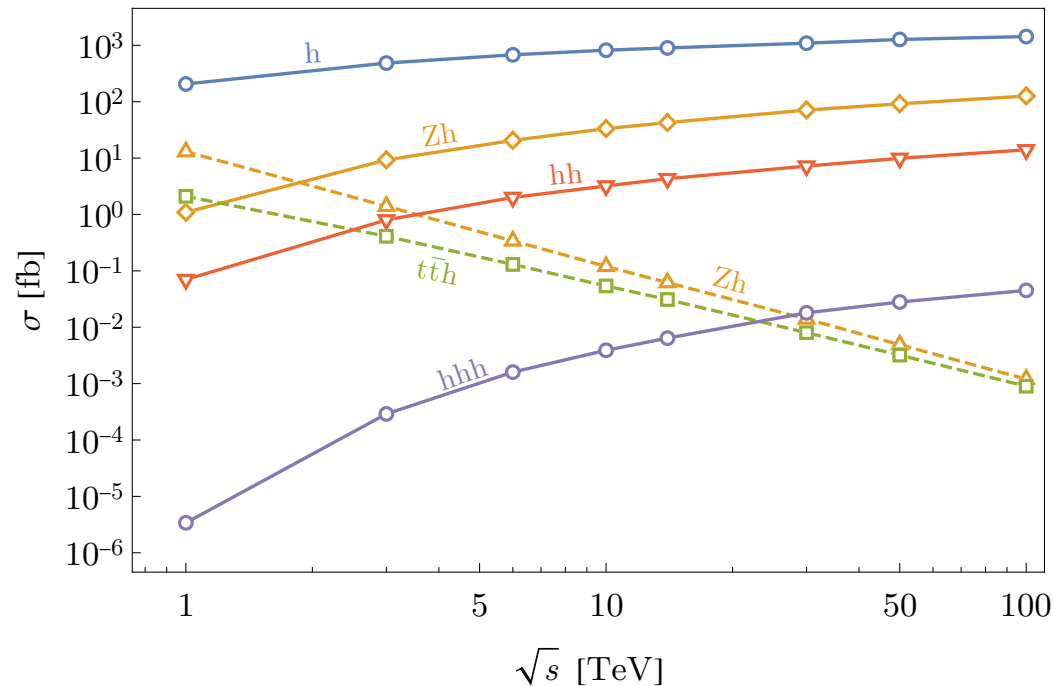
Each module: 5 layers of PbF₂ crystals (10x10x40 mm³)

Cerenkov light detected with SiPMs

Dedicated HCAL proposal in progress.

Higgs Physics at Muon Collider

Ali HA et al.



M. Casarsa et al. EPS-HEP2023 408

	cross section [fb]		expected events	
	3 TeV	10 TeV	1 ab ⁻¹ at 3 TeV	10 ab ⁻¹ at 10 TeV
<i>H</i>	550	930	5.5×10^5	9.3×10^6
<i>ZH</i>	11	35	1.1×10^4	3.5×10^5
<i>t\bar{t}H</i>	0.42	0.14	420	1.4×10^3
<i>HH</i>	0.95	3.8	950	3.8×10^4
<i>HHH</i>	3.0×10^{-4}	4.2×10^{-3}	0.30	42

$\sqrt{s} = 3 \text{ TeV}$ 1 ab⁻¹ 5 years one experiment

$\sqrt{s} = 10 \text{ TeV}$ 10 ab⁻¹ 5 years one experiment

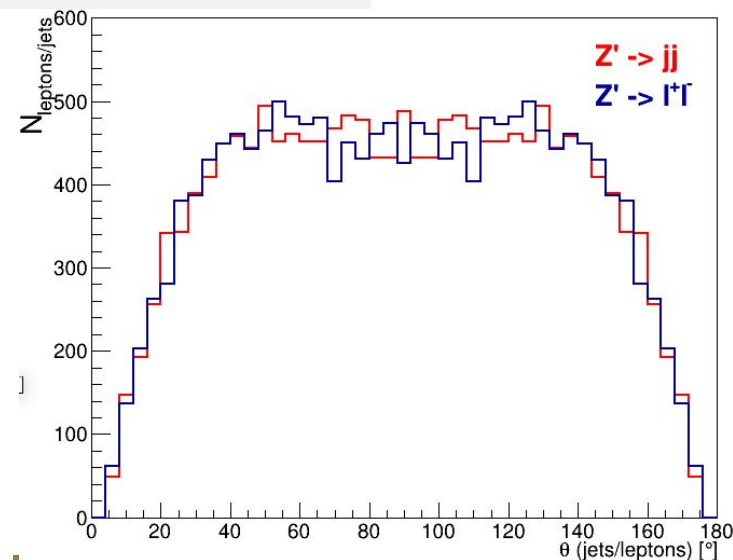
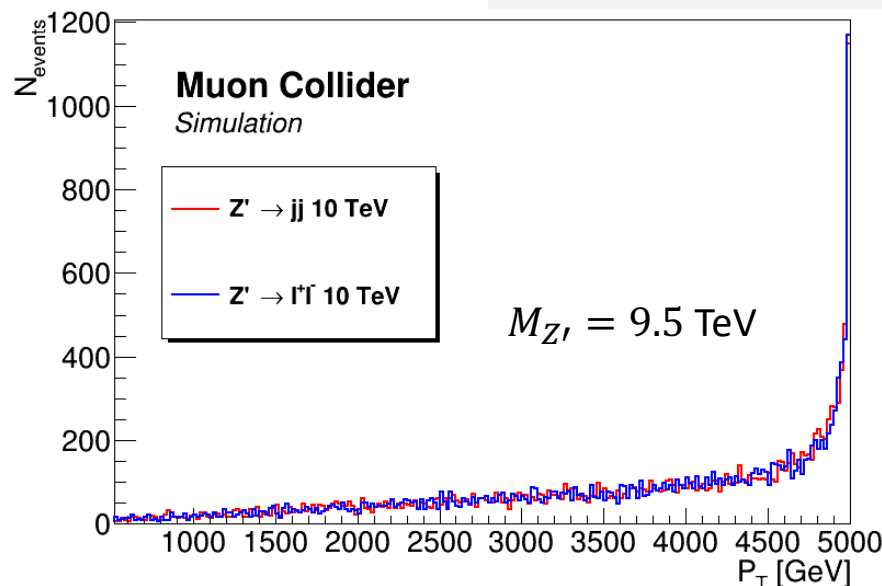
Higgs kinematics

Heavy objects, Z' , have high momentum and central decay products

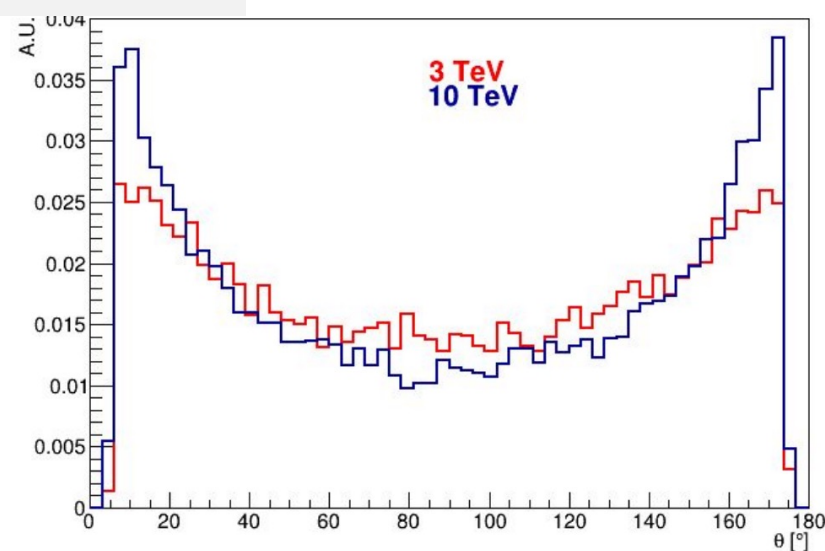
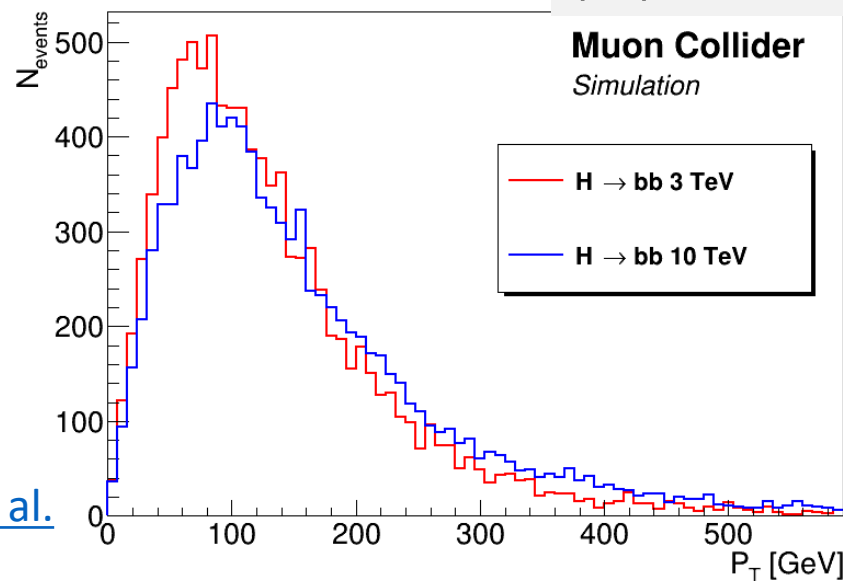
Higgs boson decay products are similar in momentum at $\sqrt{s} = 3$ TeV and $\sqrt{s} = 10$ TeV, more forward at high energy.

[M. Casarsa et al.](#)

$$\mu^+\mu^- \rightarrow Z'X \rightarrow jj/\ell\ell X \quad \sqrt{s} = 10 \text{ TeV}$$



$$\mu^+\mu^- \rightarrow H\nu\bar{\nu} \rightarrow b\bar{b}\nu\bar{\nu}$$



Higgs study introduction

Higgs production mode: W bosons fusion

Higgs decay modes: $b\bar{b}, WW^*, ZZ^*, \gamma\gamma, \mu\mu$

Monte Carlo generators: Whizard and MadGraph5 aMC@NLO

Hadronization: Pythia8

Signal and physics background processed with detailed detector simulation including the beam-induced background

The results at $\sqrt{s} = 3$ TeV are compared to CLIC, not always with the same luminosity not always the same final states.

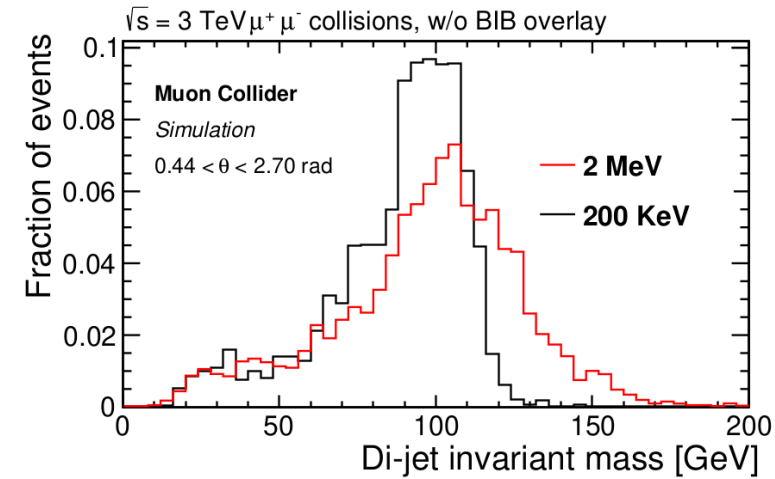
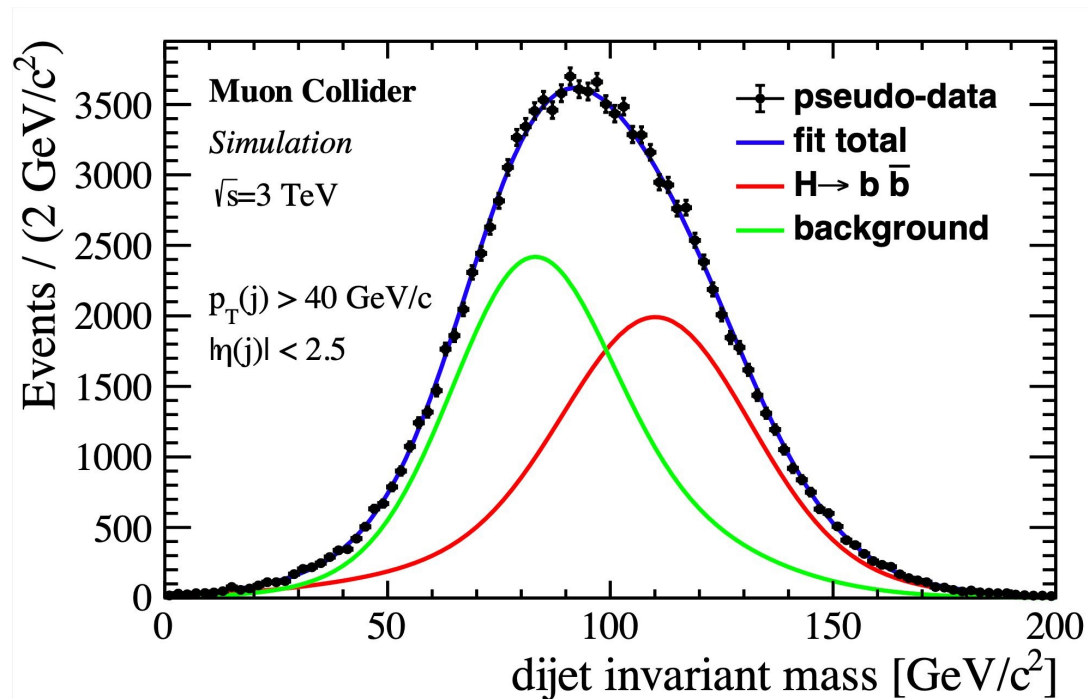
$$\mu^+ \mu^- \rightarrow H \nu \bar{\nu} \rightarrow b \bar{b} \nu \bar{\nu}$$

[L. Buonincontri Master's thesis University of Padova](#)

[M. Casarsa et al.](#)

$E_{threshold}^{cell} \geq 2 \text{ MeV}$ for ECAL reconstruction
up to now, it dominates energy resolution

- $P_T^{jet} > 40 \text{ GeV}, |\eta^{jet}| < 2.5$



$$\frac{\Delta \sigma_{H \rightarrow b \bar{b}}}{\sigma_{H \rightarrow b \bar{b}}} \sim 0.75\% \quad 1 \text{ experiment } 1 \text{ ab}^{-1}$$

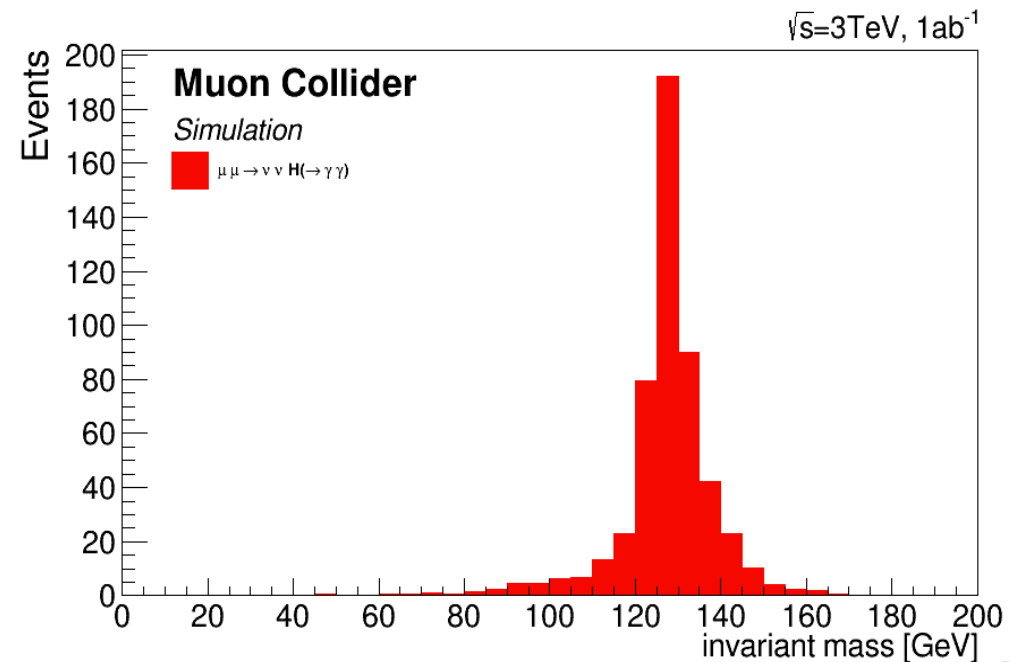
CLIC at 3 TeV 2 ab⁻¹: 0.3%

$$\mu^+ \mu^- \rightarrow H \nu \bar{\nu} \rightarrow \gamma \gamma \nu \bar{\nu} \quad \text{D. Zuliani et al.}$$

- $E_\gamma > 15 \text{ GeV}$
- $P_T^\gamma > 10 \text{ GeV}$
- $10^\circ < \theta_\gamma < 170^\circ$

High energy photons reconstruction not significantly affected by beam-induced background.

Invariant mass resolution: 3.2 GeV



$$\frac{\Delta\sigma_{H\rightarrow\gamma\gamma}}{\sigma_{H\rightarrow\gamma\gamma}} = 7.6\% \text{ 1 experiment } 1 \text{ ab}^{-1}$$

CLIC at 3 TeV 2 ab^{-1} : 10%

$$\mu\mu \rightarrow H\nu\bar{\nu} \rightarrow \mu\mu\nu\bar{\nu}$$

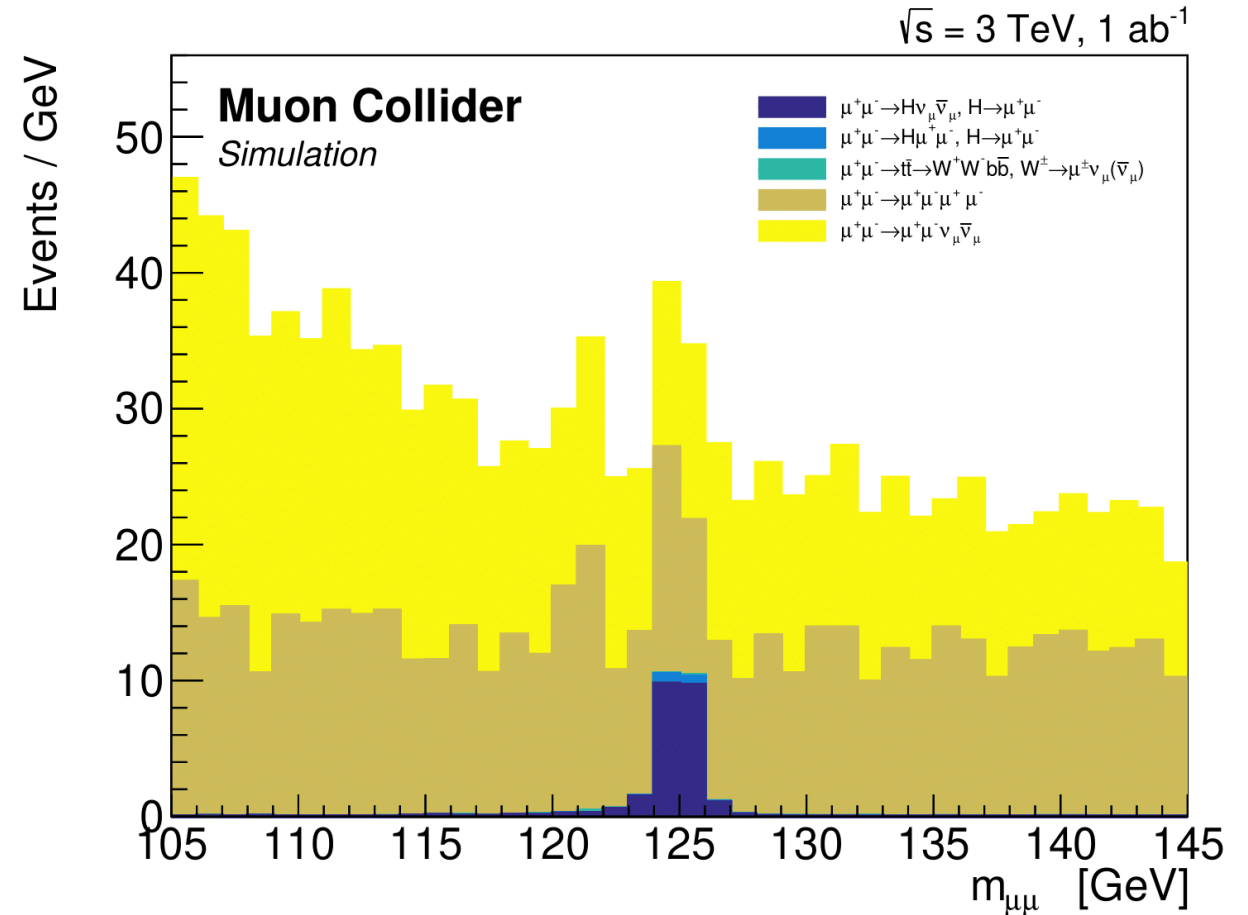
[A. Montella et al.](#)

- Two oppositely charged muons
- $P_T^\mu > 5 \text{ GeV}$
- $10^\circ < \theta_\mu < 170^\circ$

$$\frac{\Delta\sigma_{H\rightarrow\mu\mu}}{\sigma_{H\rightarrow\mu\mu}} \sim 38\% \quad 1 \text{ experiment } 1 \text{ ab}^{-1}$$

CLIC at 3 TeV 2 ab⁻¹: 25%

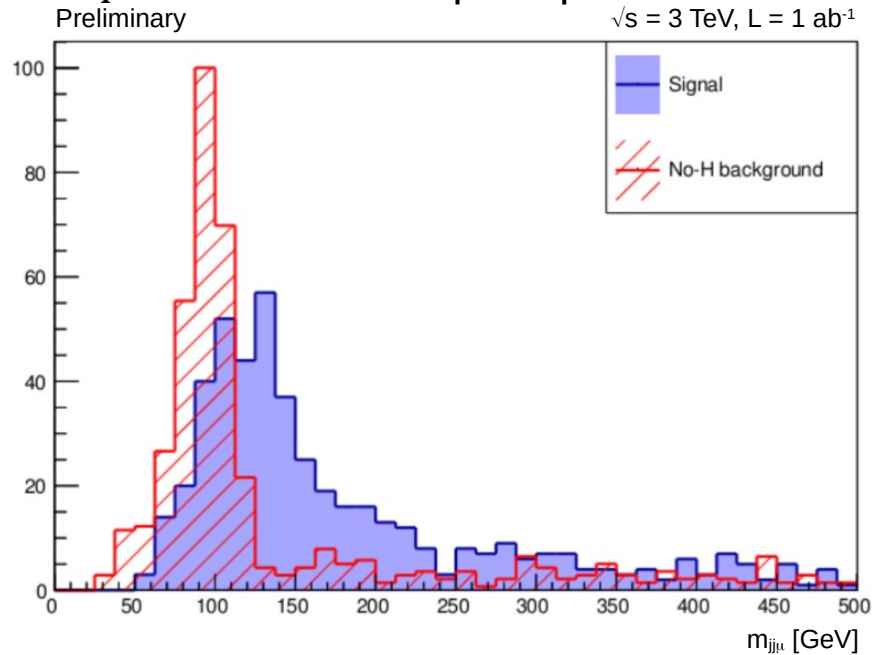
Muon Collider performance limited by the nozzles that prevent to tag forward muons and to measure missing energy with high resolution.



$$\mu\mu \rightarrow H\nu\bar{\nu} \rightarrow WW^* \rightarrow \mu\nu_\mu q\bar{q}'$$

[L. Castelli, Master's Thesis, Univ. of Padua](#)

- $P_T^\mu > 10 \text{ GeV}, 10^\circ < \theta_\mu < 170^\circ$
- $P_T^{jet} > 20 \text{ GeV}, |\eta^{jet}| < 2.5$

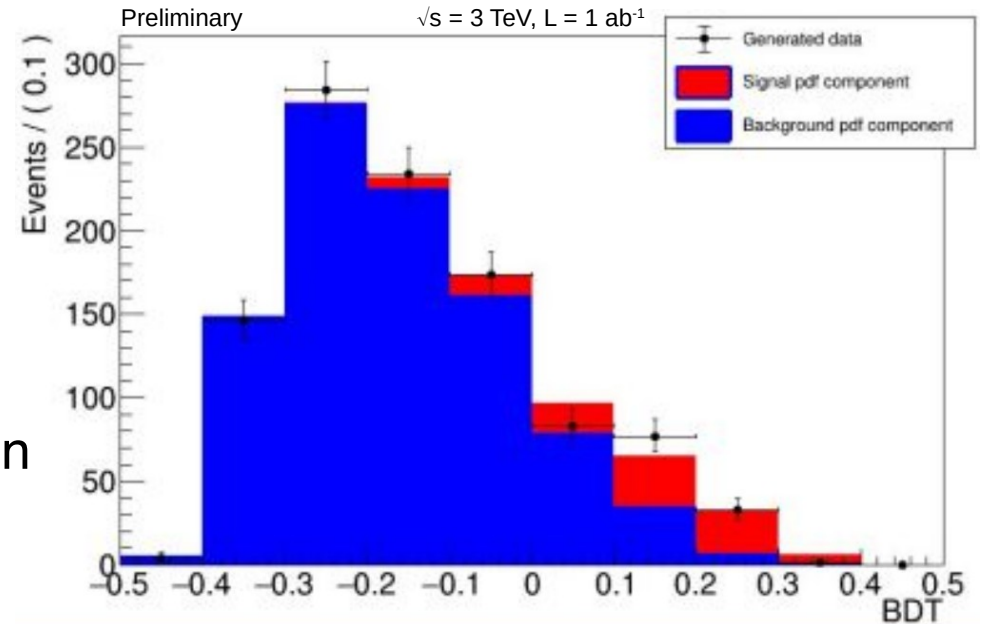


Jet reconstruction
limited by BIB

$$\mu\mu \rightarrow H\nu\bar{\nu} \rightarrow ZZ^* \rightarrow \mu\mu q\bar{q}'$$

[M. Casarsa et al.](#)

- $P_T^\mu > 10 \text{ GeV}, 10^\circ < \theta_\mu < 170^\circ$
- $P_T^{jet} > 15 \text{ GeV}, 30^\circ < \theta_{jet} < 150^\circ$



$$\frac{\Delta\sigma_{H \rightarrow WW^*}}{\sigma_{H \rightarrow WW^*}} \sim 3\% \quad 1 \text{ experiment } 1 \text{ ab}^{-1}$$

CLIC at 3 TeV 2 ab^{-1} ($\ell\nu_\ell q\bar{q}' + q\bar{q}'q\bar{q}'$): 0.7%

$$\frac{\Delta\sigma_{H \rightarrow ZZ^*}}{\sigma_{H \rightarrow ZZ^*}} \sim 17\% \quad 1 \text{ experiment } 1 \text{ ab}^{-1}$$

CLIC at 3 TeV 2 ab^{-1} ($\ell\ell q\bar{q}'$): 4%

Higgs couplings determination

David A, et al., arXiv:1209.0040

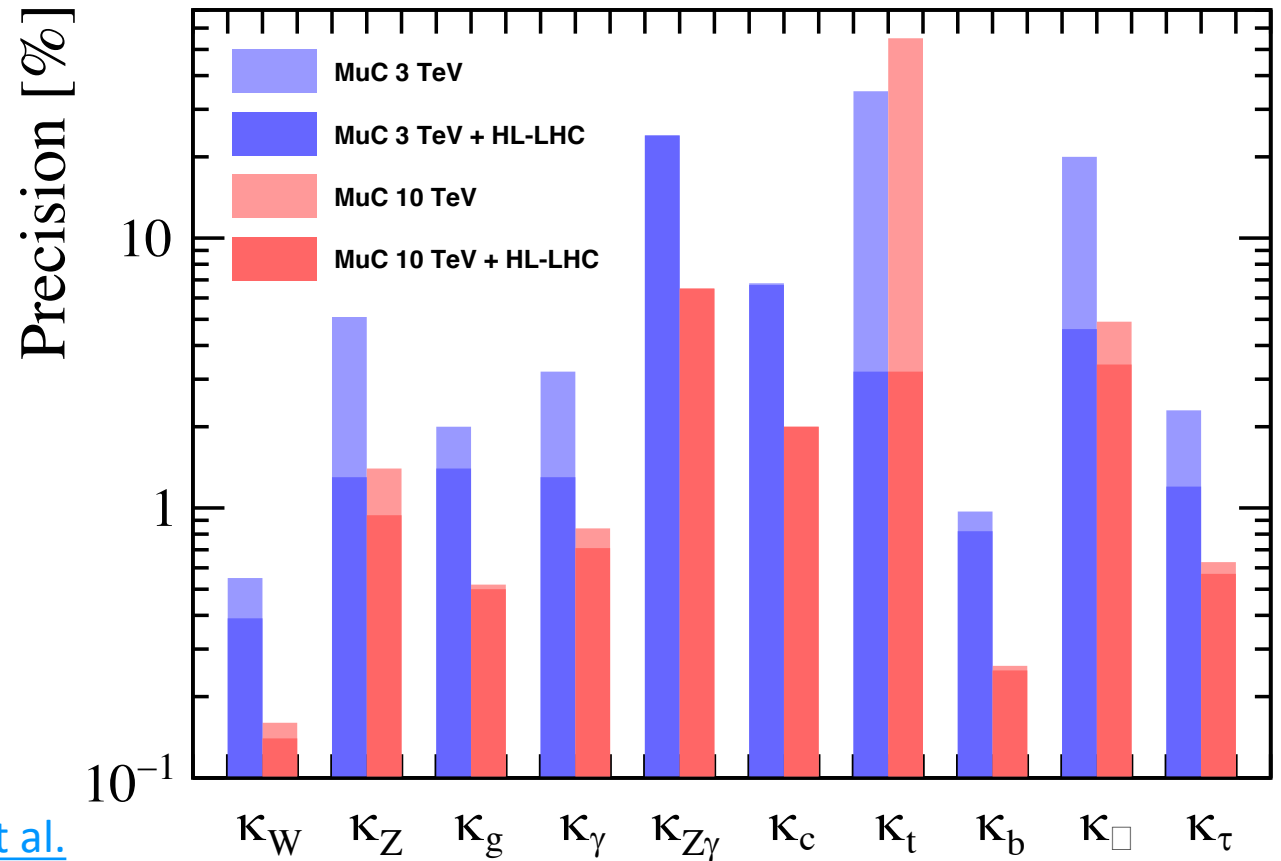
Measurement of $\sigma_H \times BR(H \rightarrow f)$ allows determination of H to f coupling in the k -framework
 k_i coupling modifiers: ratio between the measured and the standard model values.

Studied performed so far do not cover all the relevant H decay modes

Exercises benchmark parametric studies at $\sqrt{s} = 3$ TeV and $\sqrt{s} = 10$ TeV

[Forslund M, Meade P. J. High Energ. Phys. 2022:185 \(2022\)](#)

[M. Casarsa et al.](#)



Higgs potential: trilinear coupling

$$V(h) = \frac{1}{2}m_H^2 h^2 + \lambda_3 v h^3 + \frac{1}{4}\lambda_4 h^4$$

Jets reconstruction, even not optimal, allows good performance on Higgs self coupling determination

Process: $\mu^+\mu^- \rightarrow HH\nu\bar{\nu} \rightarrow b\bar{b}b\bar{b}\nu\bar{\nu}$

$\sqrt{s} = 3$ TeV full detector and BIB simulation, 1 experiment 1 ab^{-1}

$$\frac{\Delta\sigma_{HH \rightarrow b\bar{b}b\bar{b}}}{\sigma_{HH \rightarrow b\bar{b}b\bar{b}}} \sim 33\%$$

$$\frac{\Delta\lambda_3}{\lambda_3} \sim 20 - 30\% \text{ (25\%)} \text{ parametric study}$$

CLIC at 3 TeV 2 ab^{-1} + final states: 22%

[M. Casarsa et al.](#)

[Han T, Liu D, Low I, Wang X.](#)
[Phys. Rev. D 103:013002 \(2021\)](#)

$\sqrt{s} = 10$ TeV parametric studies

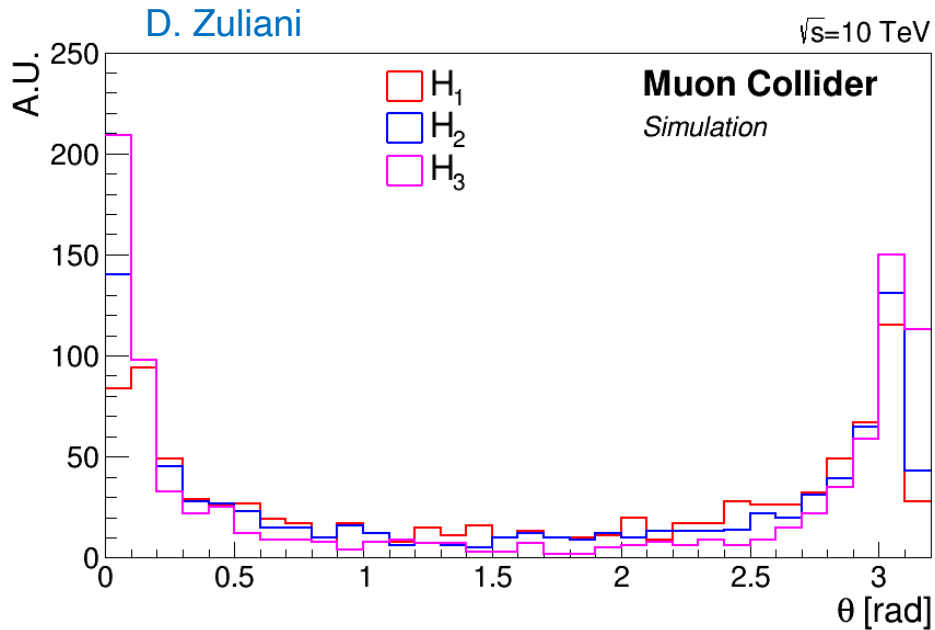
$$\frac{\Delta\lambda_3}{\lambda_3} = 5.6\%$$

1 experiment
 10 ab^{-1}

Higgs potential: quadrilinear coupling

$$V(h) = \frac{1}{2}m_H^2 h^2 + \lambda_3 v h^3 + \frac{1}{4}\lambda_4 h^4$$

Process: $\mu^+ \mu^- \rightarrow HHH \nu \bar{\nu} \rightarrow b \bar{b} b \bar{b} b \bar{b} \nu \bar{\nu}$



Dedicated jets reconstruction and tagging algorithm must be developed

Parametric study

Chiesa M, et al. J. High Energ. Phys. 2020:98 (2020)

- No background considered
- No BR applied
- No selections optimization

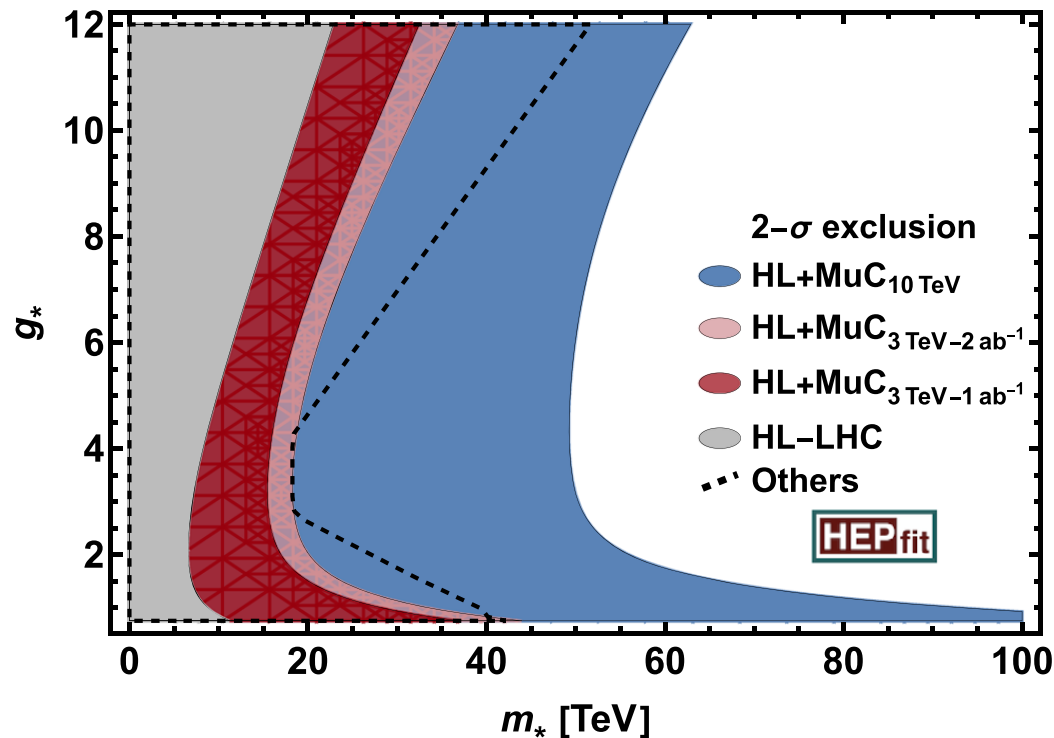
Accuracy of $\sim 10\%$ with 20 ab^{-1}

The power of $\sqrt{s} = 10$ TeV muon collisions for BSM searches

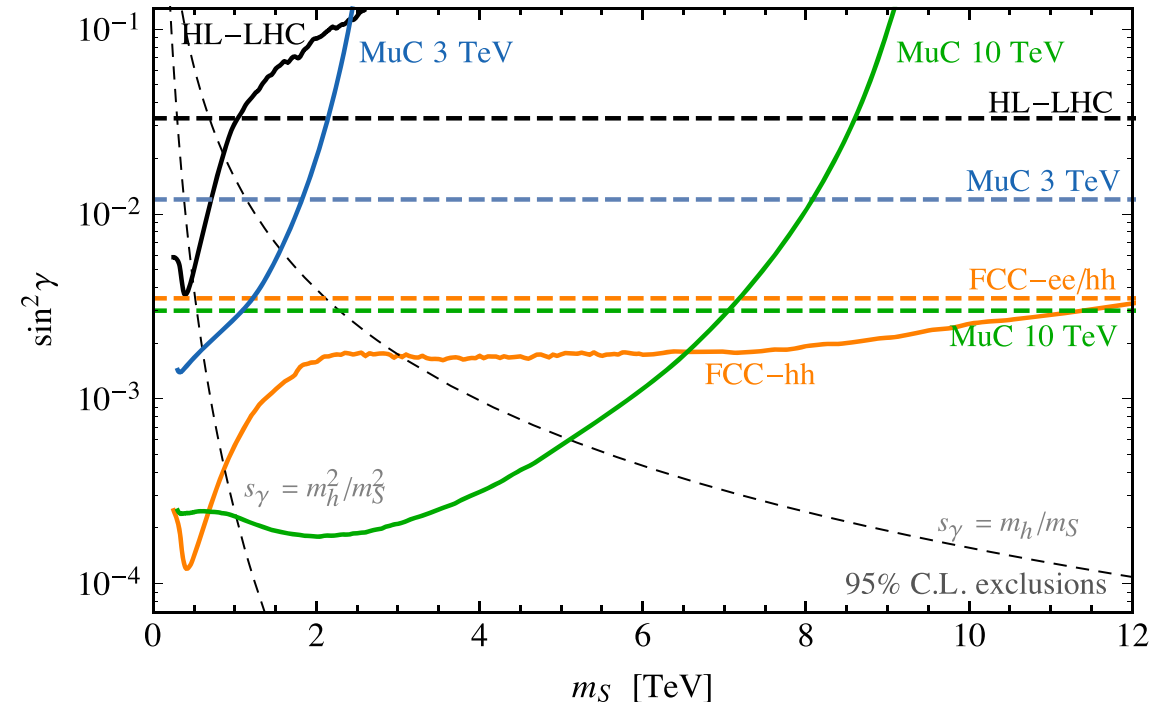
SM EFT including HL-LHC + MuC Higgs @10 TeV

Higgs portal: new scalar field with no color

Universal Composite Higgs



Composite Higgs: dynamics parameterised in terms of single coupling, g_* , and mass, m_*



Scalar field singlets, mass: m_S mixing parameter: $\sin \gamma$

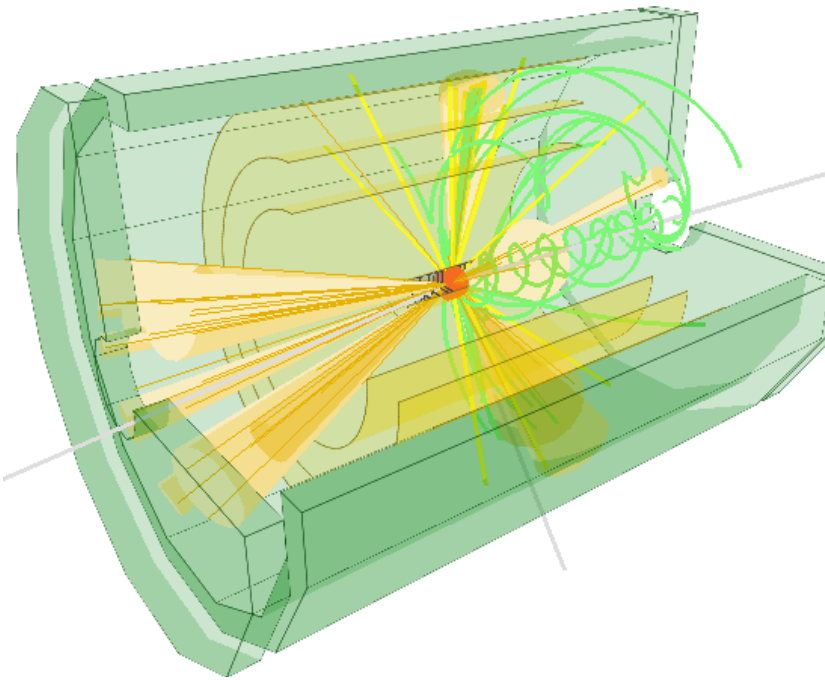
— direct sensitivity - - - - indirect sensitivity

[C. Accettura et al. "Towards a muon collider"](#)

Outlook

The design of Multi-TeV muon collider facility is progressing with no fundamental showstoppers.

Detector concept at $\sqrt{s} = 3$ TeV works and has very good performance even if not fully optimized. The $\sqrt{s} = 10$ TeV detector concept in progress.



Higgs physics performance determined with detailed detector simulation including beam-induced background. Parametric and pheno studies used to determine the couplings reach.

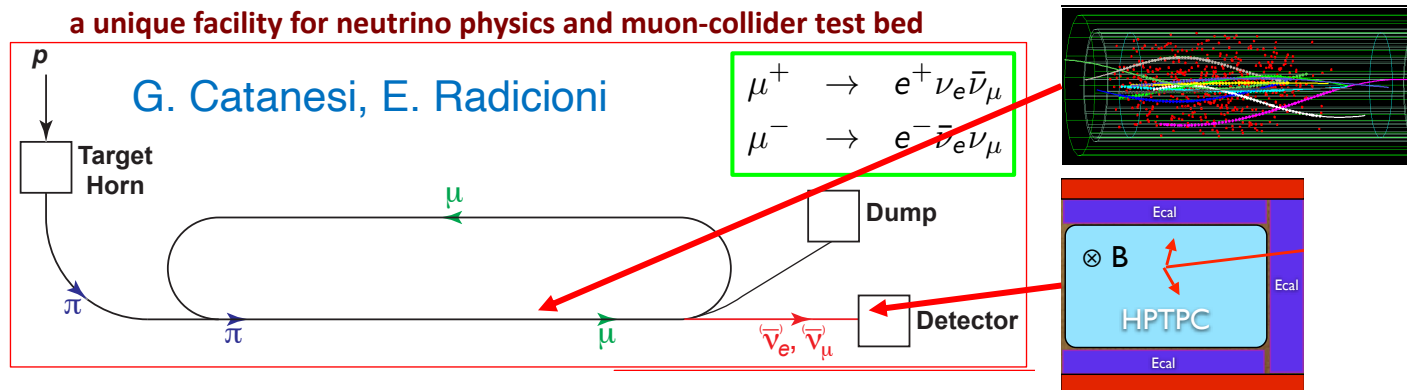
Possible to determine Higgs potential parameters up to the quartic term!

Open uncharted areas of BSM...

On a short time scale: muon collider demonstrator

Demonstrator facility will allow:

- Test muon cooling cell and, later, muon cooling functionalities for 6D cooling principle at low emittance including re-acceleration.
 - Study high gradients and relatively high-field solenoid magnets for the machine.
 - Develop and test high-power production target.
- Identify and construct detectors to measure beam emittances.



Light atmospheric-pressure TPC: excellent tracker for precision emittance study.

High-pressure TPC: ideal active target for precise ν cross-section measurement on a range of target nuclei in a very much needed energy range.

In both cases, the optical readout is an enabling technology, (R&D in DRD1) to access low background and excellent energy resolution.

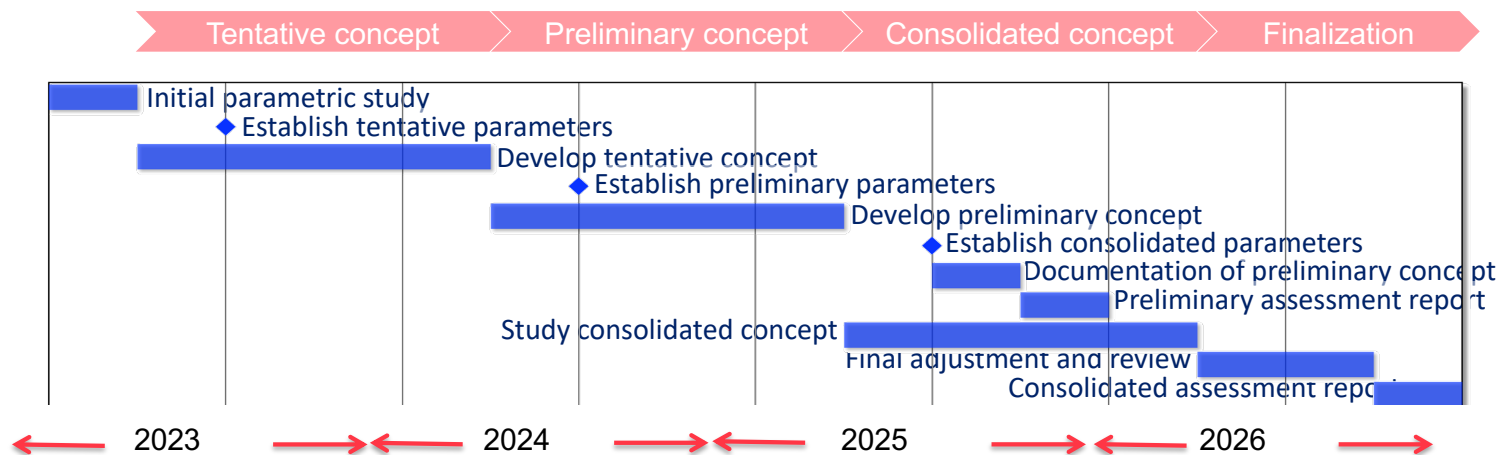
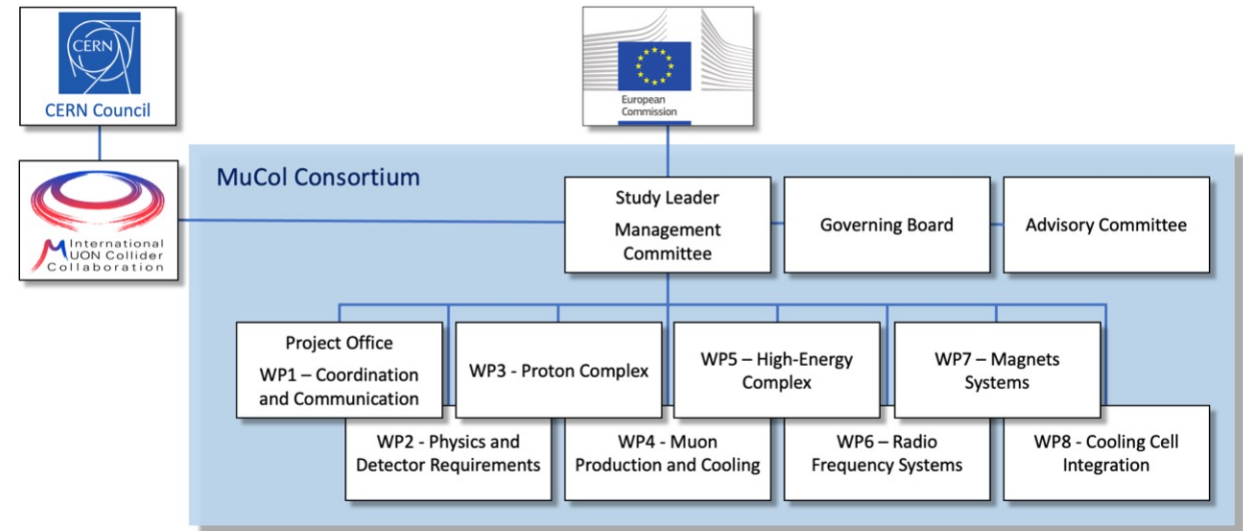
- Design physics experiment with the relative detectors:
- nuSTORM and ENUBET could be branched.
 - Possible physics studies...

Additional material

European design study and funds

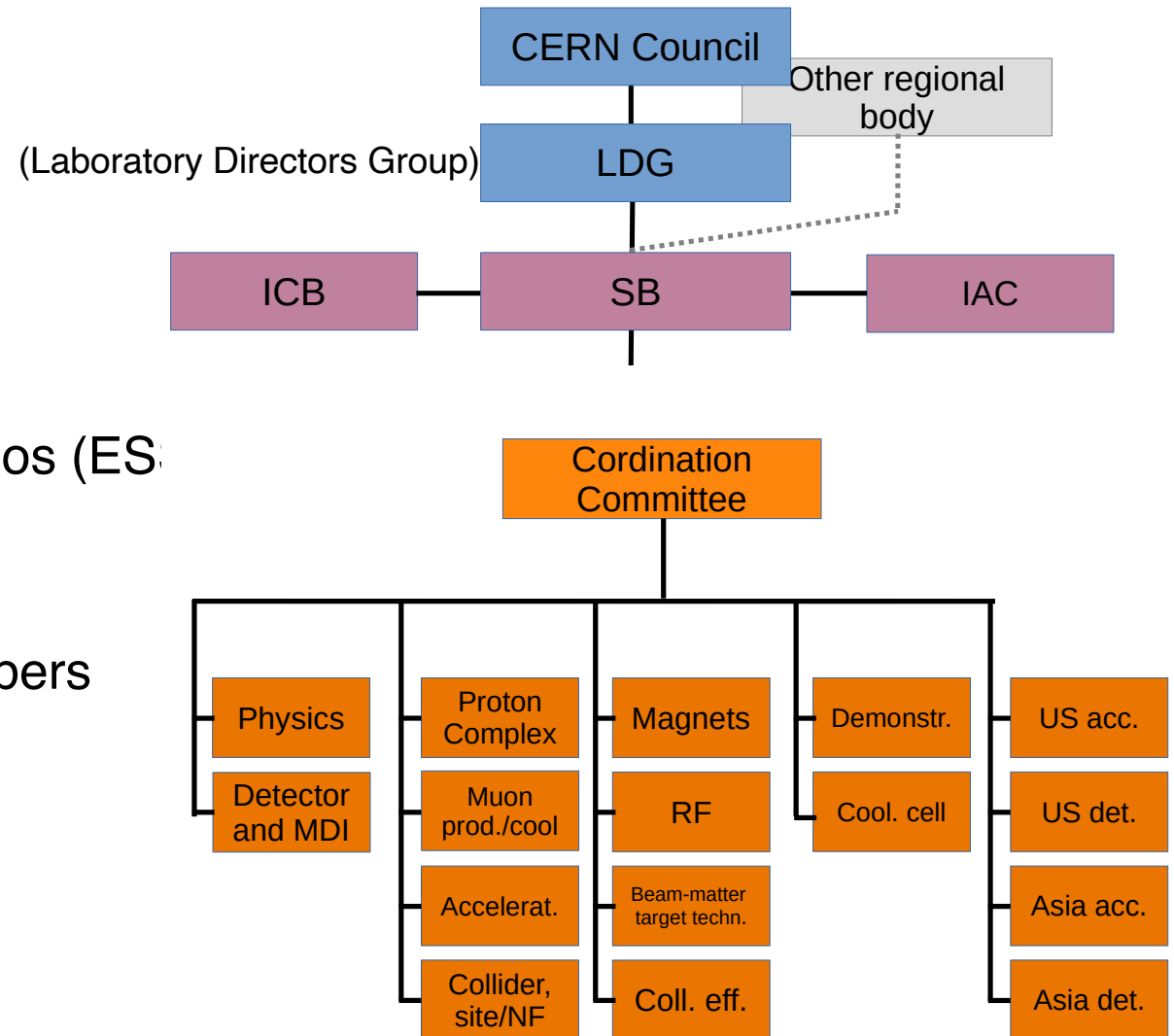
MuCol:

- European project started in March 2023
- It provides 3 MEUR from the European Commission.
- Additional funds from UK and Switzerland.
- Additional dedicated funds from Italy, INFN.

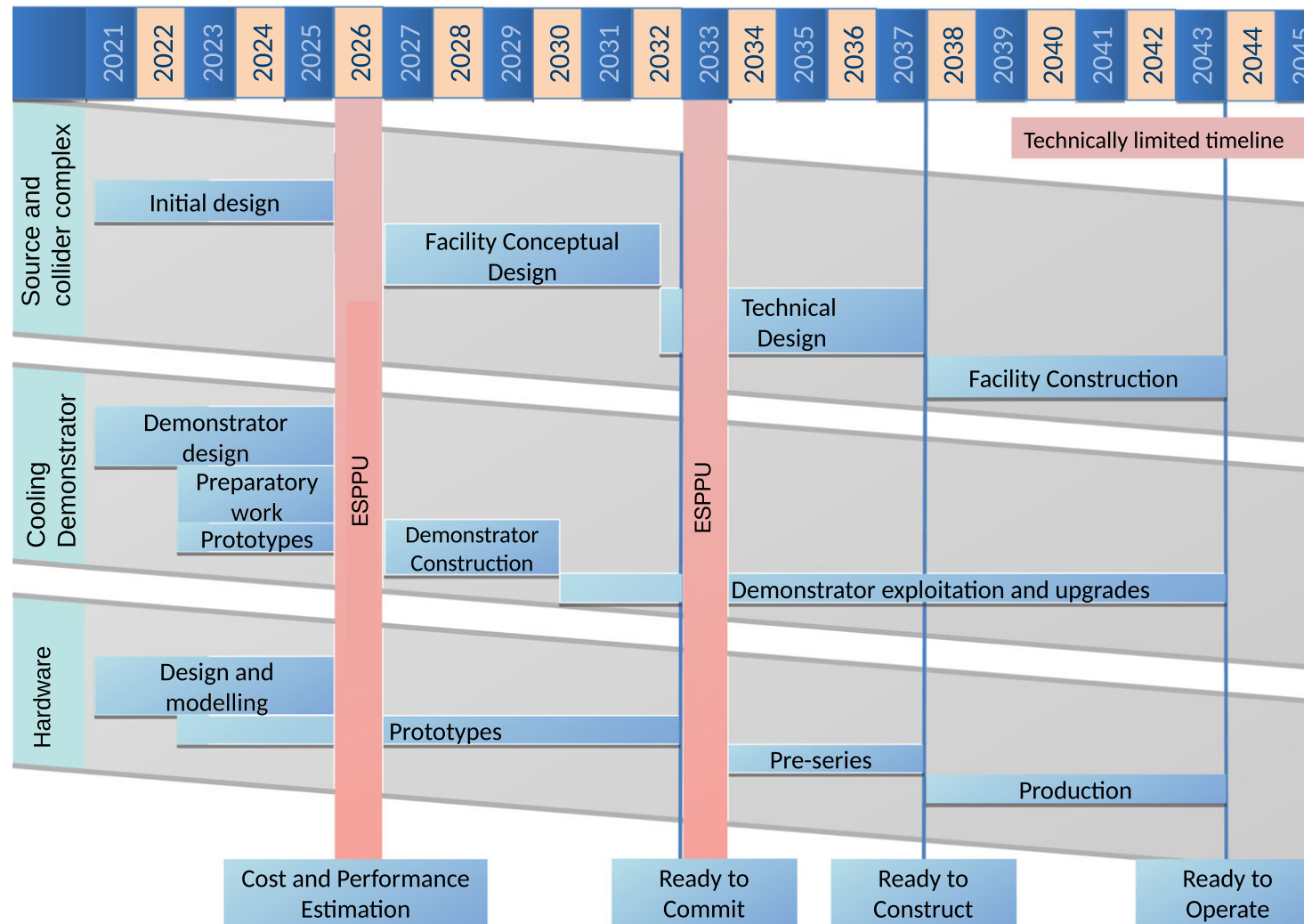


International Muon Collider Collaboration

- **Collaboration Board (ICB)**
 - Elected chair: [Nadia Pastrone](#)
- **Steering Board (SB)**
- Chair [Steinar Stapnes](#)
- CERN members: M. Lamont, G. Arduini
- ICB members: D. Newbold (STFC), M. Lindroos (ES), P. Vedrine (CEA), N. Pastrone (INFN)
- Study members: SL and deputies
- Will add US but wait for US decision on members
- **Advisory Committee:** To be defined
- **Coordination committee (CC)**
- Study Leader: [Daniel Schulte](#)
- Deputies: [A. Wulzer](#), [D. Lucchesi](#), [C. Rogers](#)

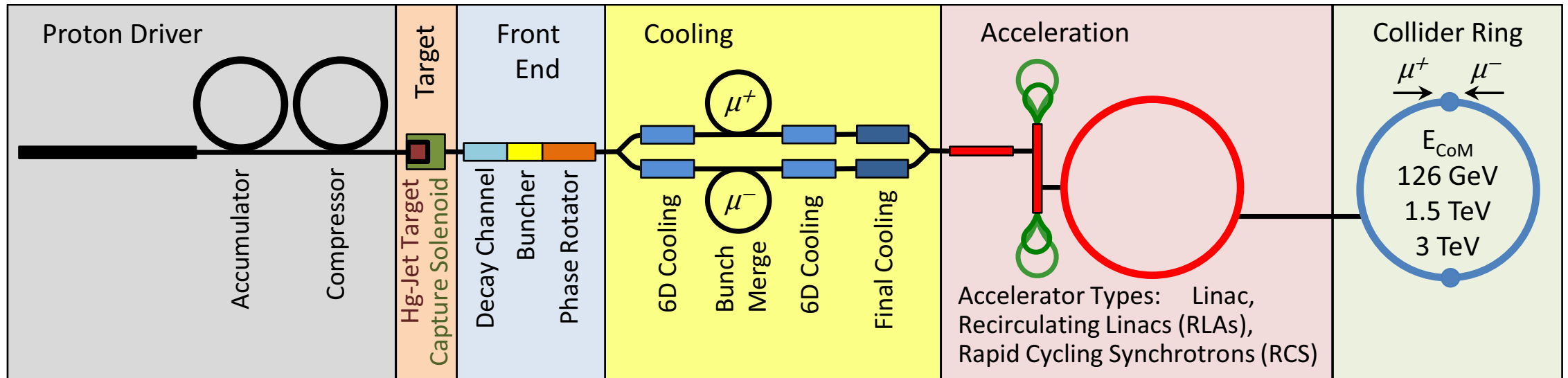


A technically limited timeline for the muon collider R&D programme that would see a 3 TeV muon collider constructed in the 2040s



Proton-driven Muon Collider Concept

Muon Accelerator Program (MAP)



- Based on 6-8 GeV Linac Source
- H- stripping requirements similar to neutrino ones

- high power target
- π production in high-field solenoid


- RF cavities bunch & phase rotate μ^\pm into bunch train

- Ionization cooling 6D
- MICE


- Fast acceleration
- Use RF and SC

- μ^\pm decay background
- Critical Machine Detector Interface

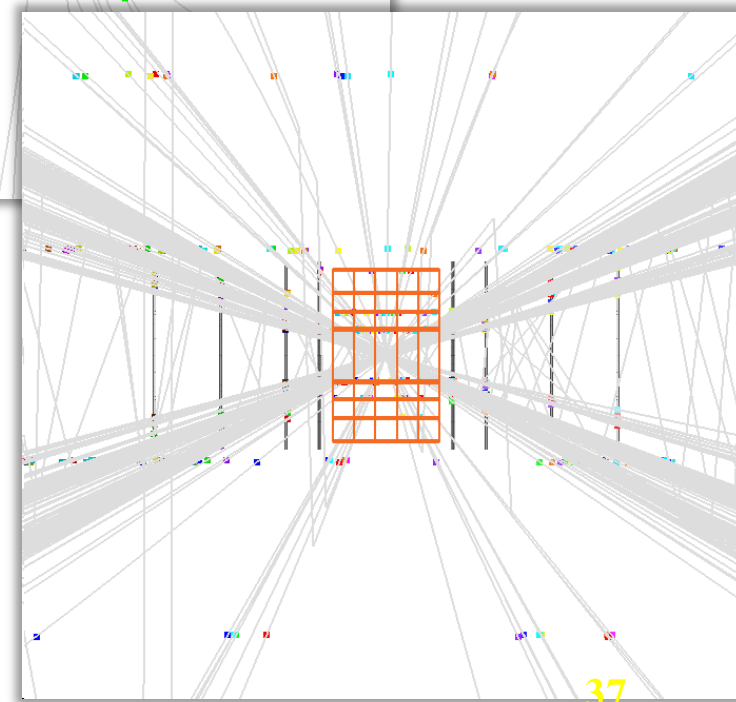
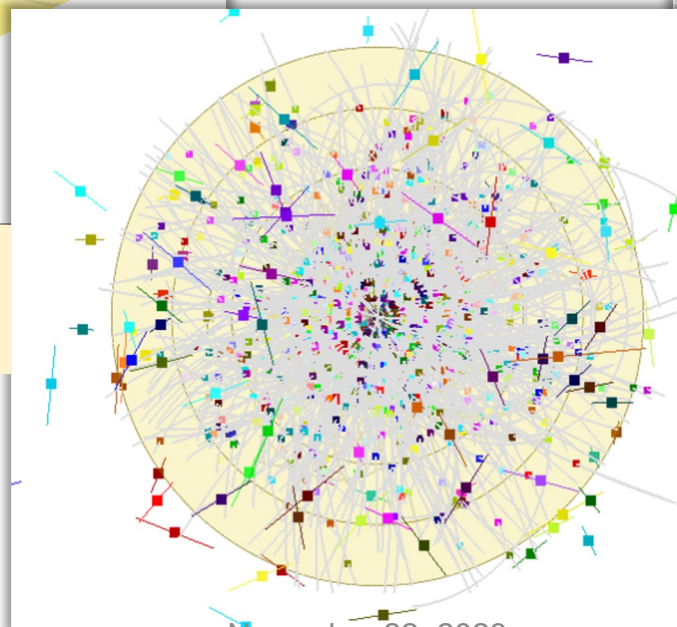
Beam-Induced Background in the tracker



Inner/Outer
Tracker

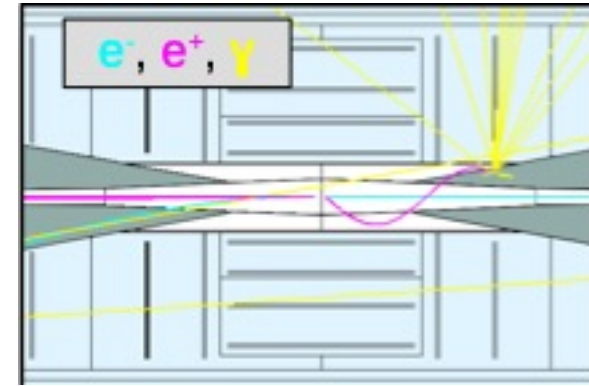


Vertex
Detector



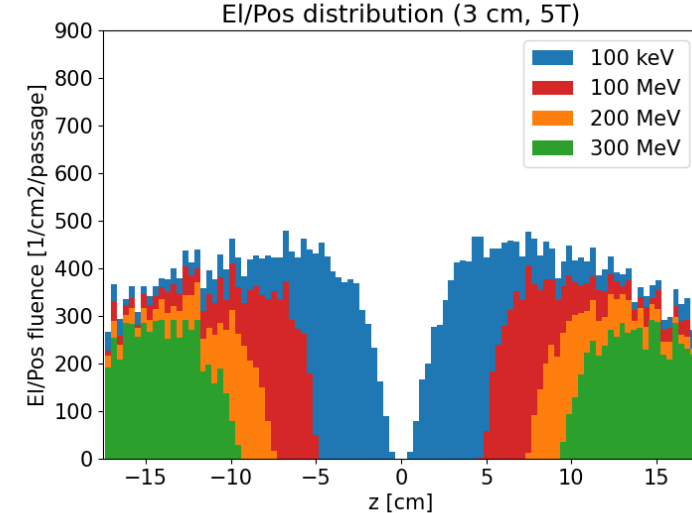
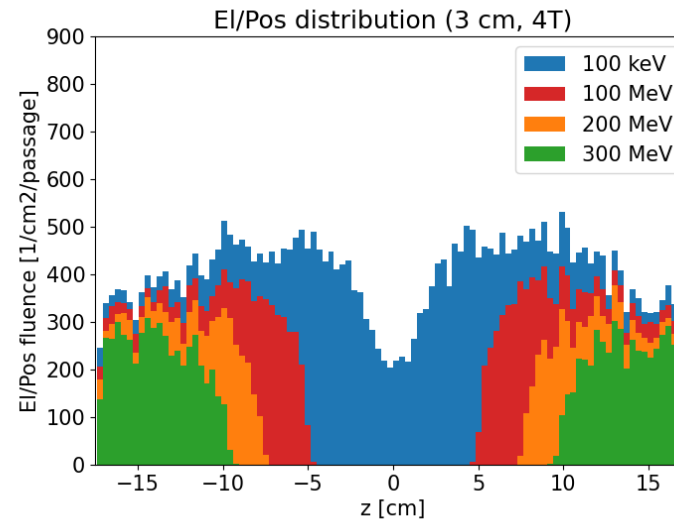
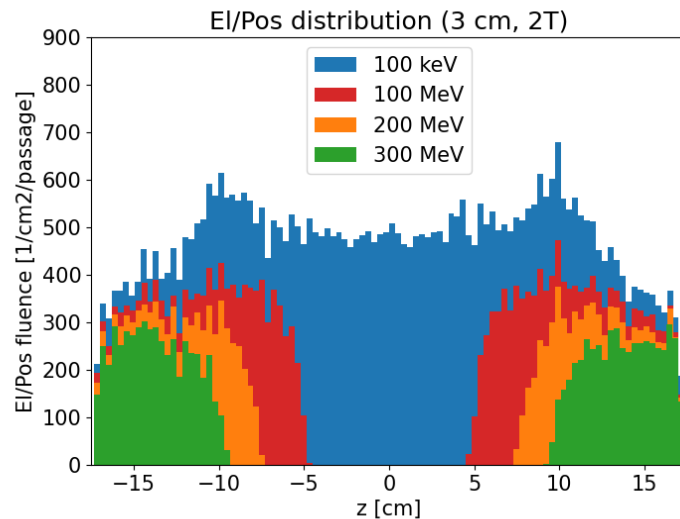
Incoherent e^-e^+ production $\mu^+\mu^- \rightarrow \mu^+\mu^-e^+e^-$

- * Study in progress by using *Guinea-Pig* program
- * Incoherent e^+e^-
 - produced in time with bunch crossing at interaction point
 - very energetic



- Study focuses on reduce the component arriving on the detector by trapping it through solenoidal field

[D. Calzolari, Magnet for 10 TeV Detector](#)



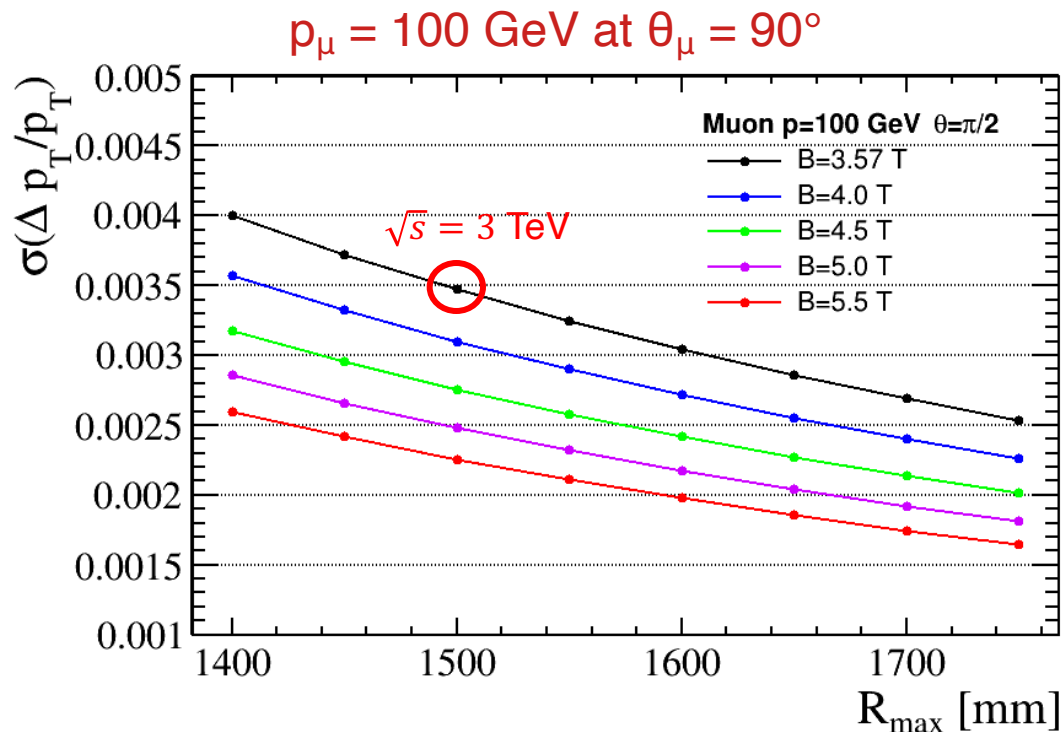
Magnetic field needed to reduce beam-induced background

Which magnetic field for the detector?

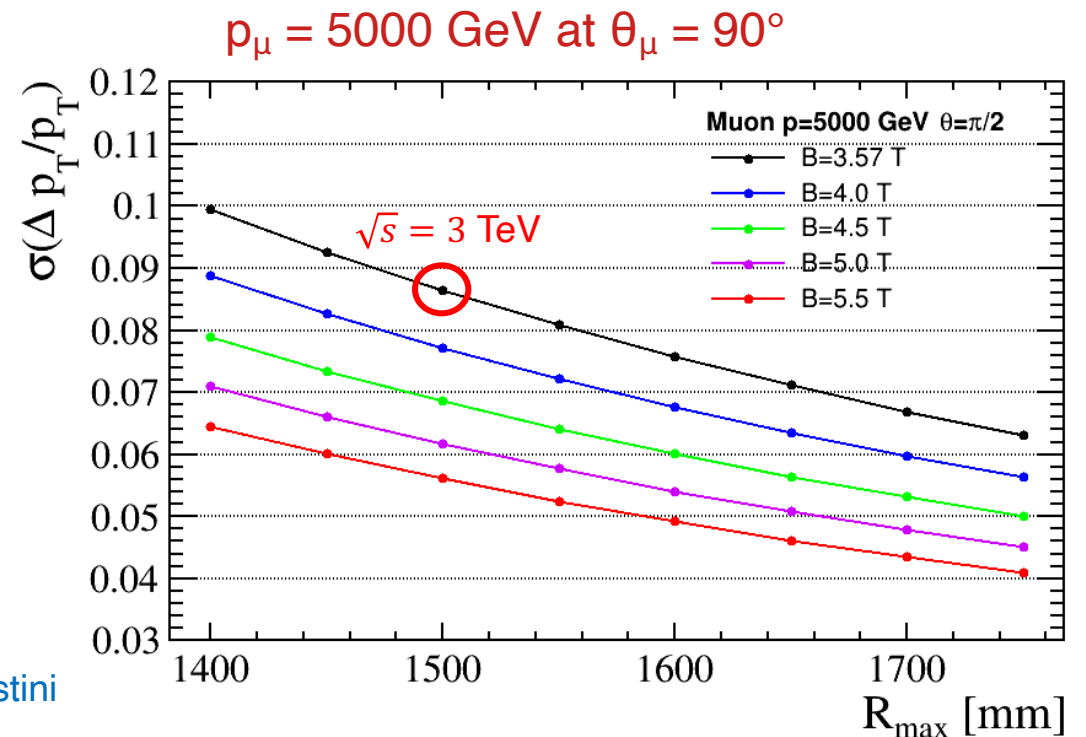
Analytic formula to relate magnetic field and track momentum resolution

$$\frac{\sigma_{p_T}}{p_T} \cong \frac{12\sigma_{r\phi}p_T}{0.3BL^2} \sqrt{\frac{5}{N+5}}$$

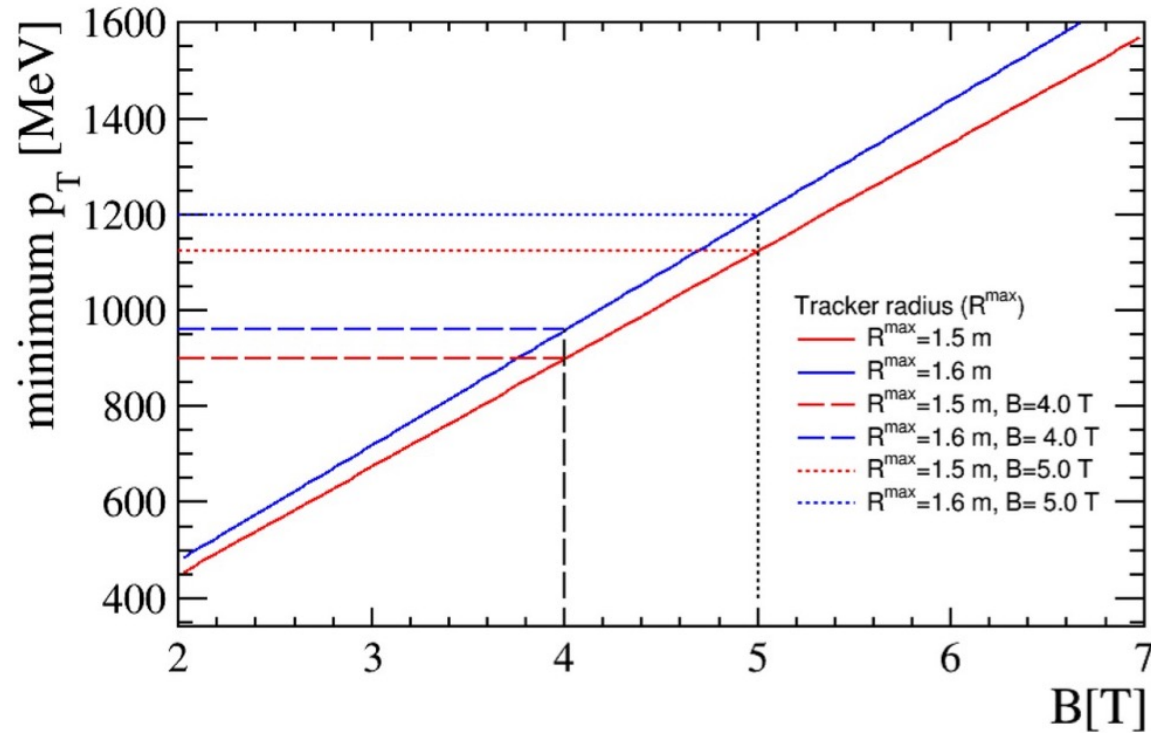
[Z. Drasal and W. Riegler, NIM A 910 \(2018\) 127](#)



L. Sestini



Higgs requirements at $\sqrt{s} = 10$ TeV



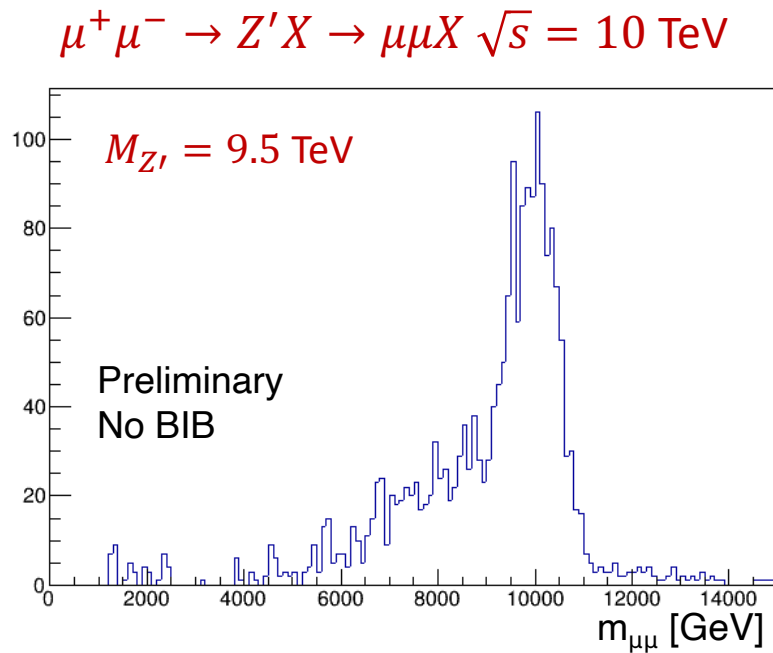
A magnetic field of about 4 T or 5 T is needed

Study of track efficiency with $B = 5$ T vs. $B = 3.57$ T by using $H \rightarrow b\bar{b}$ generated at $\sqrt{s} = 10$ TeV:

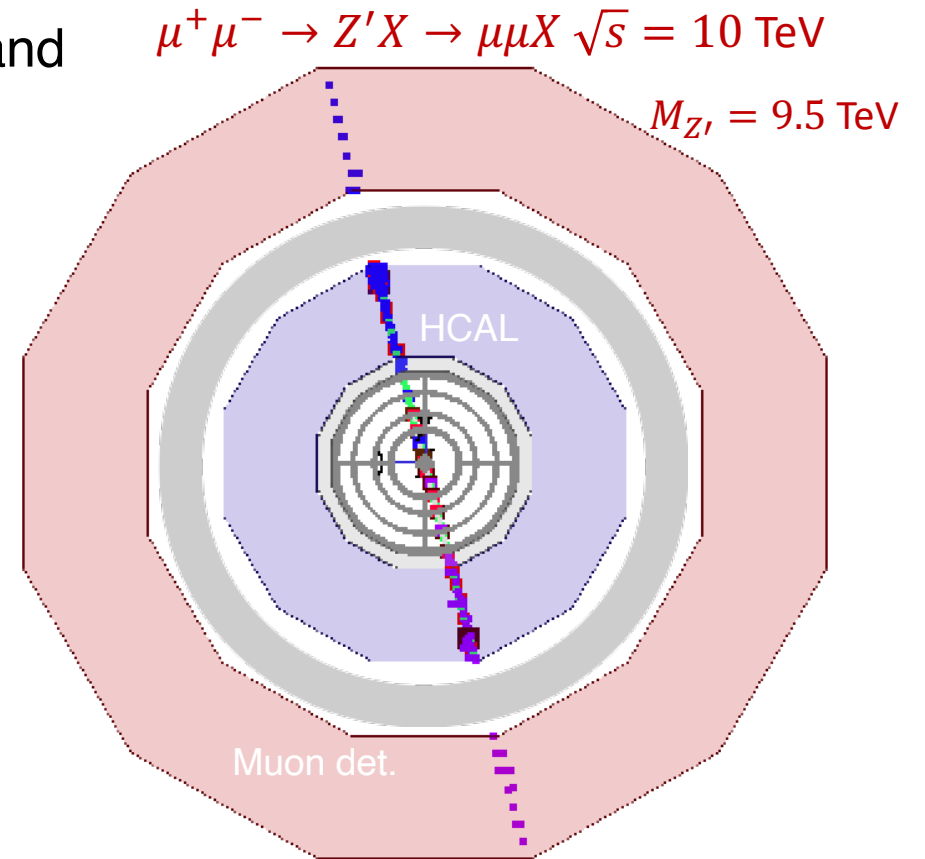
- inefficiency $\sim 15\%$
- mainly due to displaced tracks

Muon reconstruction

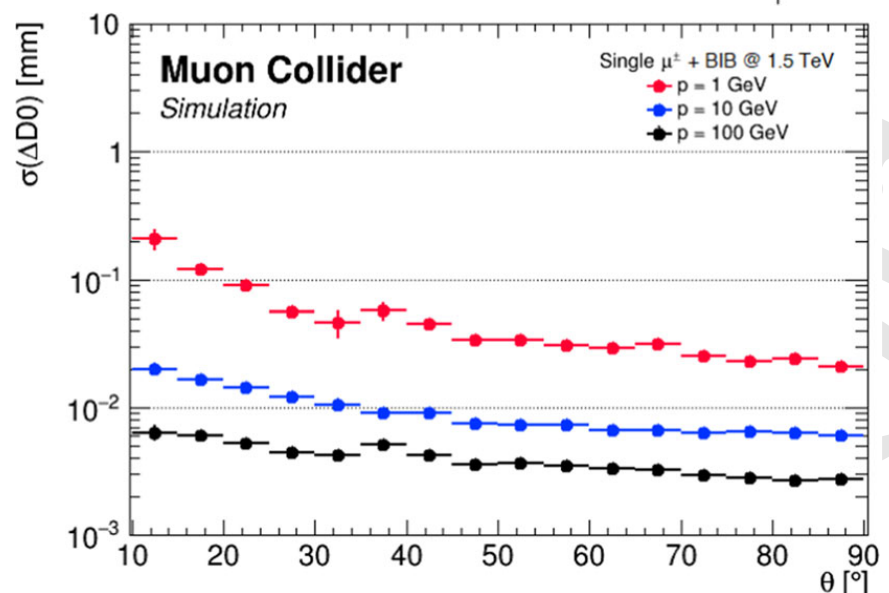
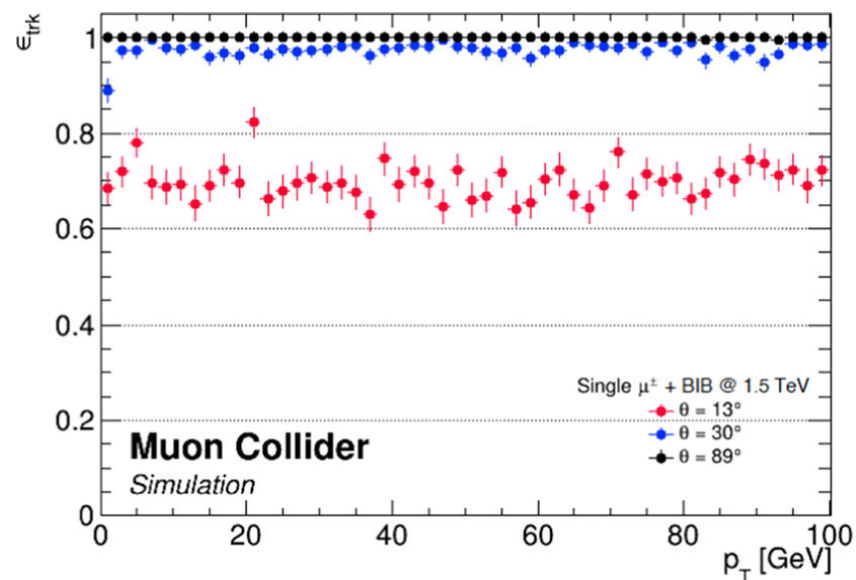
- * Need to cover a momentum range from few GeV up to TeV
- * New approach needed:
 - usual methods for low momentum;
 - combine information from muons detector, tracker and calorimeter information, jet-like structure.



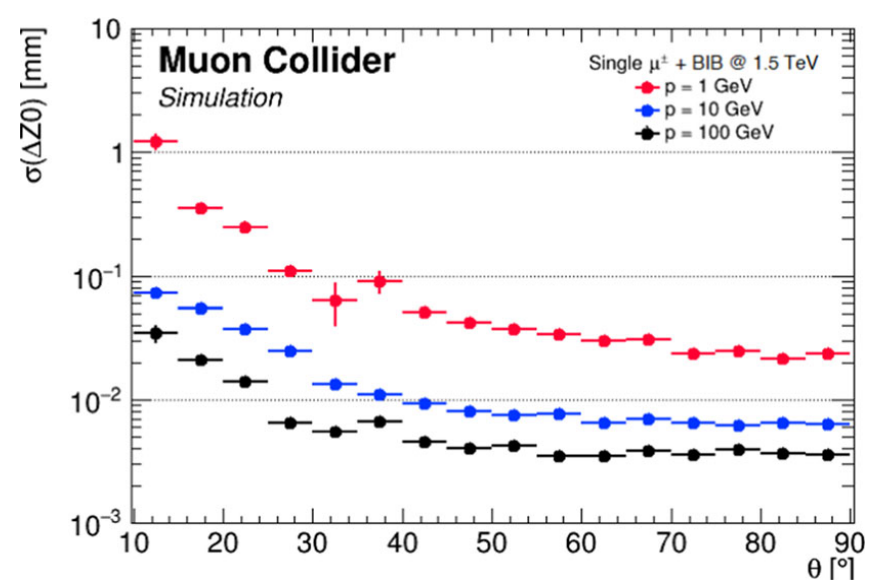
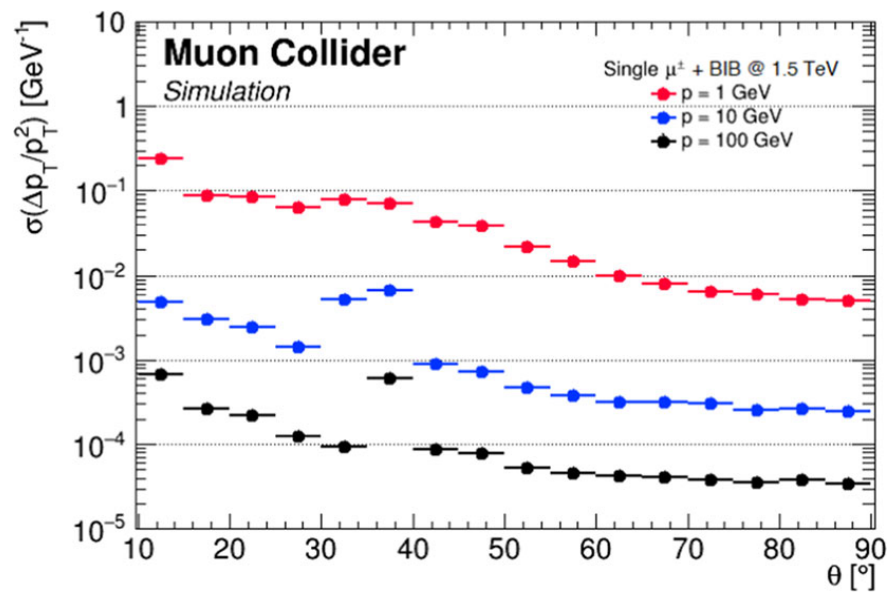
$B = 5 \text{ T}$



Track reconstruction performance



November 22, 2023



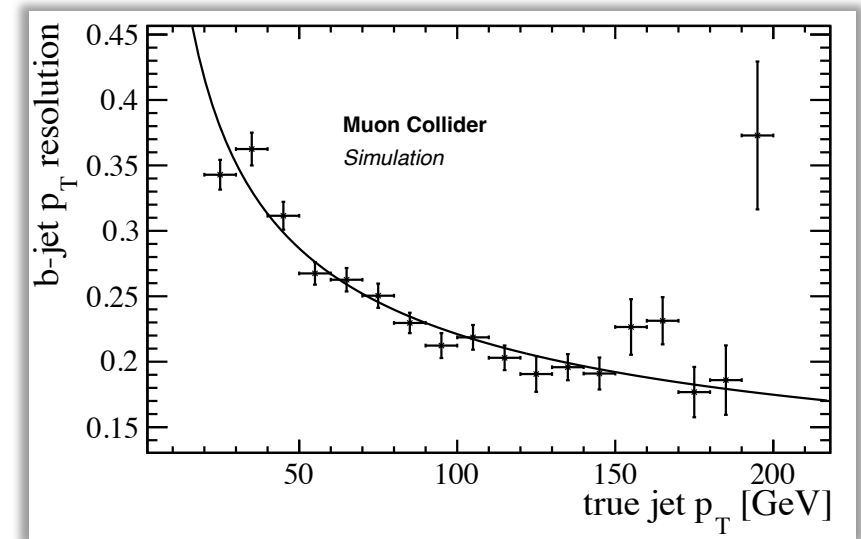
Donatella Lucchesi

Jets reconstruction performance

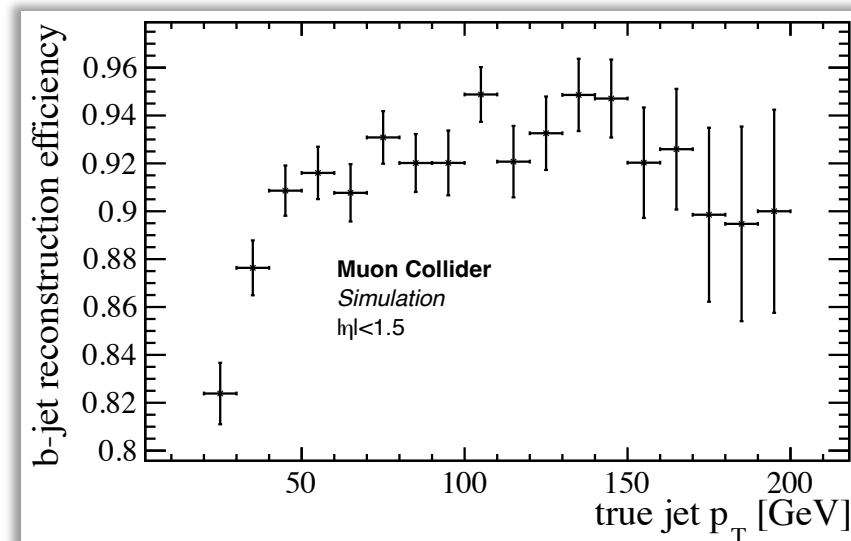

Jets reconstruction proceeds:

- Filter "on time" calorimeter hits
- Combine track and calorimeter information to reconstruct particles
- Use k_T algorithm to cluster particles in jets
- Apply requirements to remove fake jets (max 0.7%)
- Correct energy

Resolution

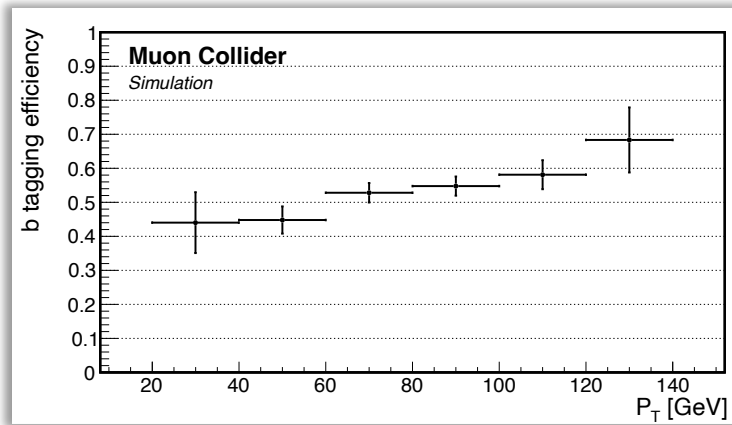


Efficiency

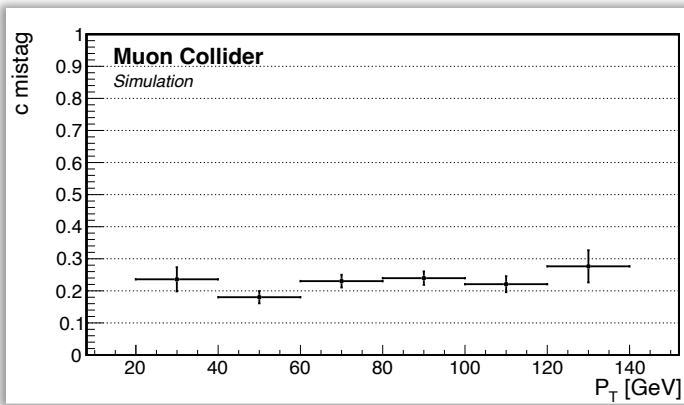


Heavy Flavor Jets Identification Performance

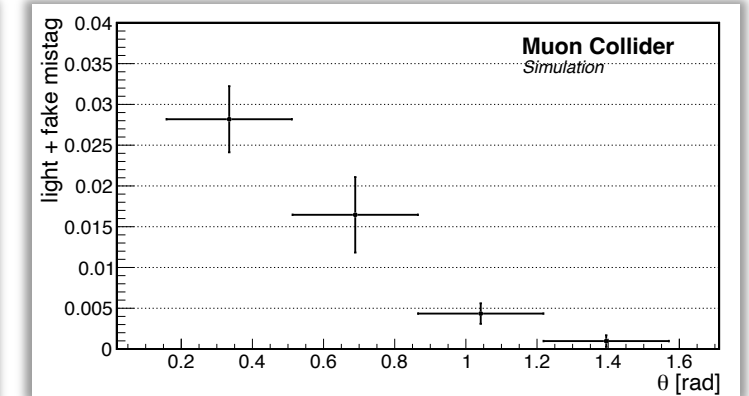
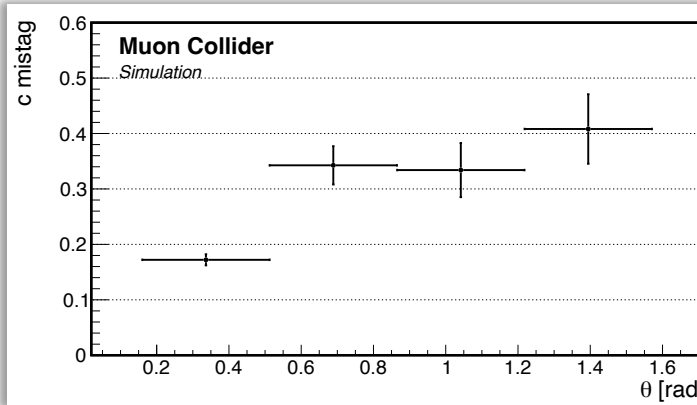
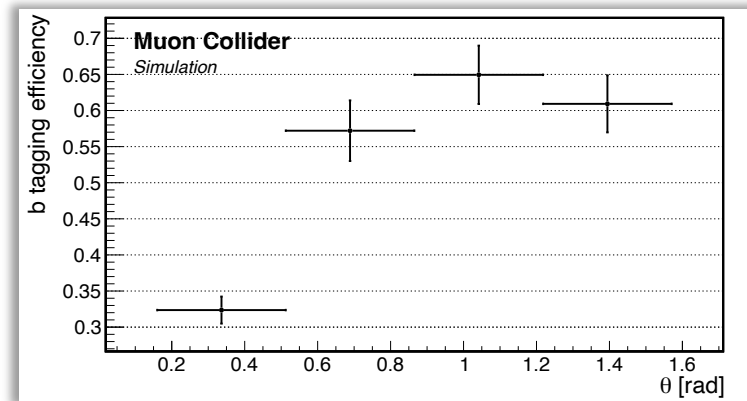
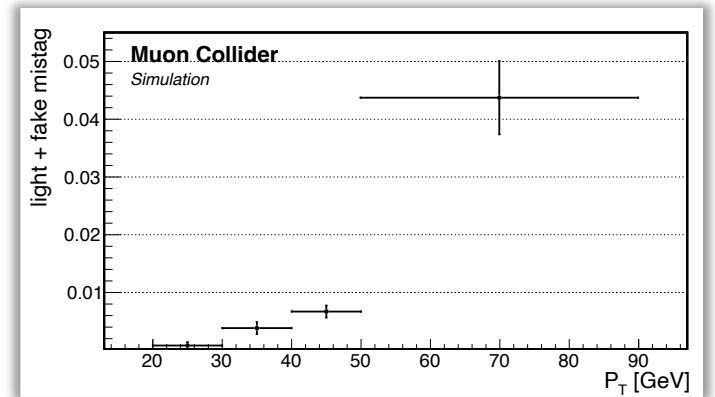
b-quark



c-quark

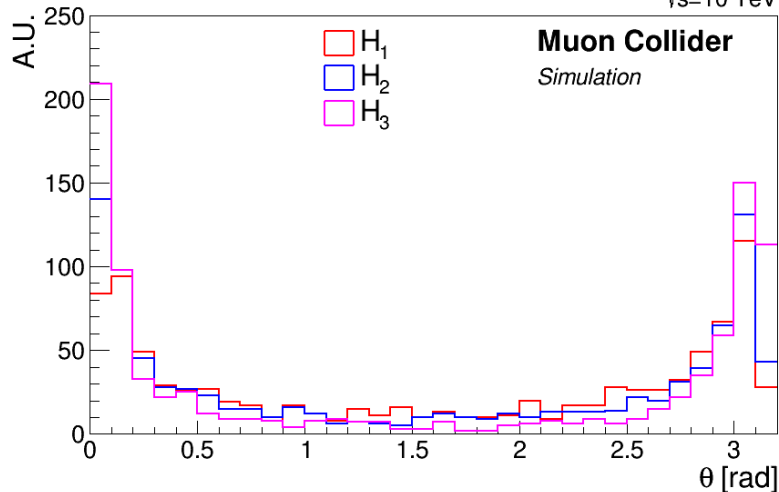
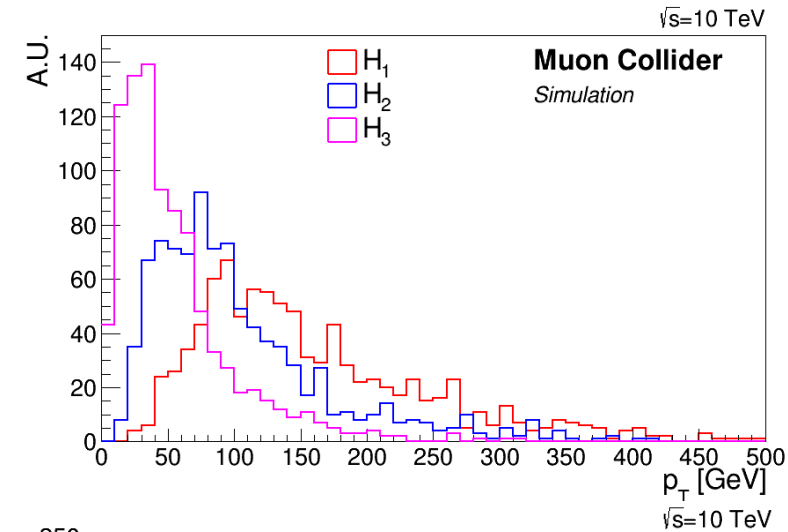


light-quark/fake jets

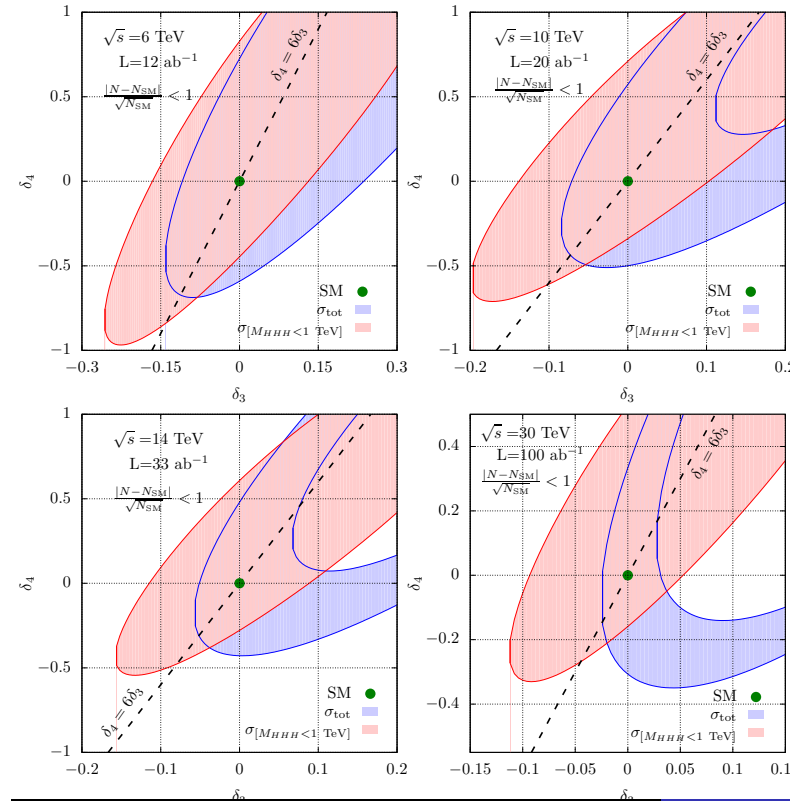


Triple Higgs

$$\mathcal{L} = -\frac{1}{2}M_H^2 H^2 - \left(1 + \delta_3\right) \frac{M_H^2}{2v} H^3 - \left(1 + \delta_4\right) \frac{M_H^2}{8v^2} H^4$$



One sigma exclusion plots



- no cuts
- $M_{HHH} < 1 \text{ TeV}$

$$\delta_3 = 0$$

$$6 \text{ TeV } \delta_4 \sim [-0.45, 0.8]$$

$$10 \text{ TeV } \delta_4 \sim [-0.4, 0.7]$$

$$14 \text{ TeV } \delta_4 \sim [-0.35, 0.6]$$

$$30 \text{ TeV } \delta_4 \sim [-0.2, 0.5]$$

Mauro Chiesa Muon collider: quartic Higgs coupling

Sensitivity evaluated in term of standard deviation from standard model

$$\frac{|N - N_{SM}|}{\sqrt{N_{SM}}}$$

- ★ No background considered
- ★ No BR applied
- ★ No selections optimization

ILCSoft software stack:

1. LCIO
2. DD4hep
3. Marlin
4. ILCSoft

used only by us → no other maintainers
NO multithreading support

TO BE DONE

→ long term

Key4hep software stack:

- EDM4hep
- DD4hep
- Gaudi
- Spack

used and maintained by other experiments
built with multithreading in mind

All EDM4hep data classes defined in a single YAML file: [edm4hep.yaml](#) → generates actual C++ code

Switching from LCIO → EDM4hep will change input for all our simulation code

↳ each processor has to be adapted to the new data format → substantial amount of work