

Phenomenological Predictions for $t\bar{t}t\bar{t}$ Production at the LHC

Vishakha Lingadahally¹

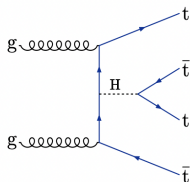
¹Royal Holloway, University of London
Egham, UK
(Previously) University of Hamburg
Hamburg, Germany

This talk is based on the research work done at University of Hamburg, Germany for my Master's Thesis under the supervision of Sven-Olaf Moch, with the guidance of Maria Vittoria Garzelli and valuable inputs from Bakar Chargeishvili.

14 December 2023

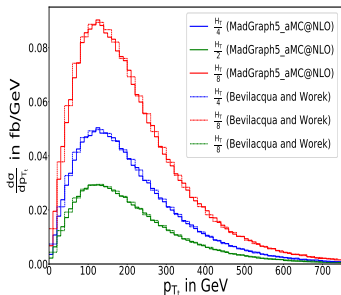
Production of $t\bar{t}\bar{t}\bar{t}$

- Cross section of $t\bar{t}\bar{t}\bar{t}$ production is sensitive to the magnitude of Yukawa coupling of the top quark to the Higgs boson [**Cao et al. 2016**].

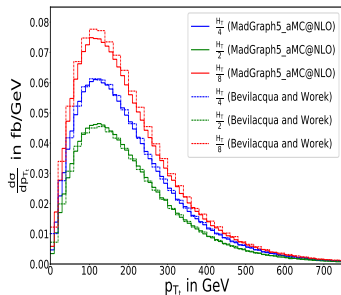


- $\sigma_{t\bar{t}\bar{t}\bar{t}} = 12.0 \pm 2.4$ fb with $\pm 20\%$ relative scale uncertainties at NLO (QCD + EW corrections) at $\sqrt{s} = 13$ TeV [**Frederix et al. 2018**].
- The measured cross-section by CMS is $\sigma_{t\bar{t}\bar{t}\bar{t}} = 17.7^{+3.7}_{-3.5}$ fb at an integrated luminosity of 138 fb^{-1} at $\sqrt{s} = 13$ TeV [**The CMS Collaboration 2023**].

Comparison with [Bevilacqua and Worek 2012]



LO

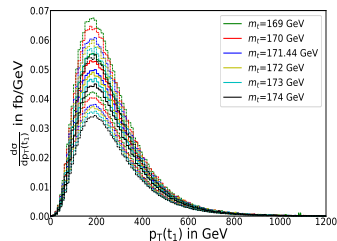
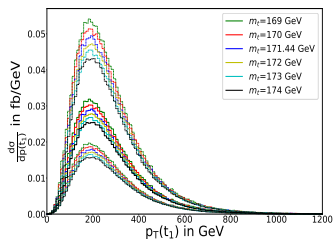


NLO

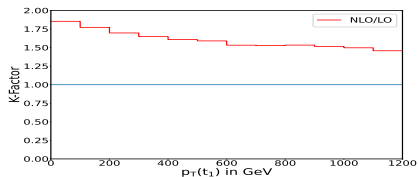
Averaged differential cross section distribution as a function of p_{T_t} : A weight of $\frac{1}{4}$ is assigned to each possibility and each bin is filled up four times.

$\mu_R = \mu_F = \frac{H_T}{4}$, $m_t = 173.2$ GeV, PDF set: MSTW200868cl, $\sqrt{s} = 14$ TeV

Varied values of the top mass

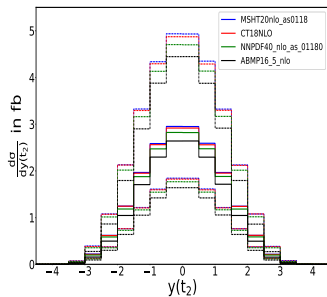


Differential cross section distribution as a function of $p_T(t_1)$
PDF set: ABMP16NLO, $\sqrt{s} = 14$ TeV

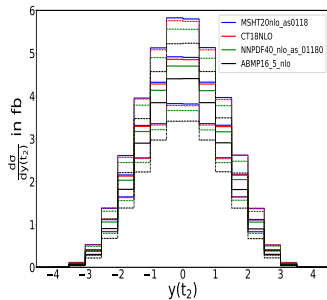


\mathcal{K} -Factor at $m_t = 171.44$ GeV

Varied PDF sets



LO

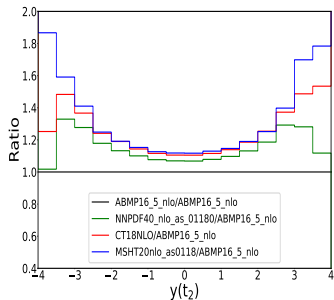


NLO

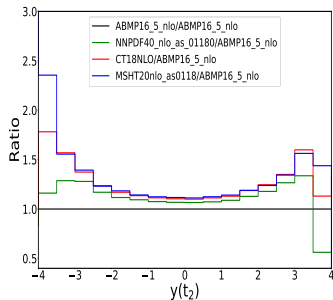
Differential cross section distributions as a function of $y(t_2)$

$$\mu_R = \mu_F = \frac{H_T}{4}, \quad m_t = 171.44 \text{ GeV}, \quad \sqrt{s} = 14 \text{ TeV}$$

Varied PDF sets



LO



NLO

Ratio of differential cross section as a function of $y(t_2)$ obtained with NNPDF40, CT18 and MSHT20 to that obtained with ABMP16

- Varied values of the top mass: Compare with experimental results to achieve precision in top mass measurement.
- Varied PDF sets: Provides input regarding constraining PDF sets.