



Shower Influences On $t\bar{t}$ Pairs At LHC

A Comparison Of Different Monte Carlo Event Generators

Alexander Flossdorf

Supervisors: Peter Richardson, Mike Seymour, Peter Skands
Many Thanks To: Stefano Frixione, Lars Sonnenschein

Debrecen, August 2008

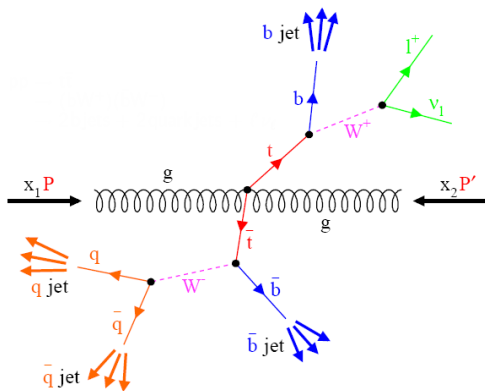
Contents

Introduction Kinematics of $t\bar{t}$ system Jets Excluding Tops Top Mass

- 1 Introduction
- 2 Kinematics of $t\bar{t}$ system
Comparison Of Different Shower Models
- 3 Jets Excluding Tops
- 4 Top Mass

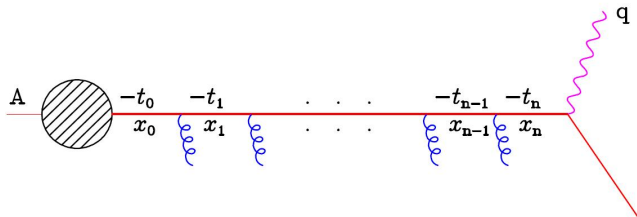
Top Physics

Introduction Kinematics of $t\bar{t}$ system Jets Excluding Tops Top Mass



- LHC: $s = 14\text{TeV}$
- One $t\bar{t}$ pair per second
- $m_t \approx 175\text{GeV}$
- Radiation of high-energetic particles possible
- Understanding of radiation will play a crucial role for $t\bar{t}$

Parton Shower



B. Webber, CERN Training Lecture, February 2008

- Evolution of parton from hadron A to hard process
- t : Virtuality of parton
- x : Parton's momentum fraction of initial hadron momentum
- Parton gets transverse momentum due to radiation

Used Generators

Introduction Kinematics of $t\bar{t}$ system Jets Excluding Tops Top Mass

Standalone Event Generators

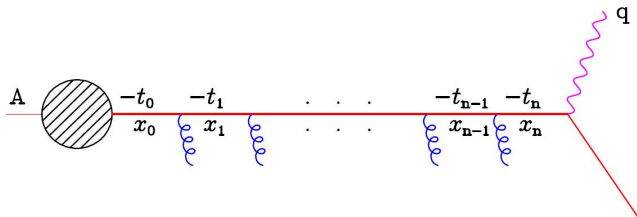
- Herwig (angular ordered showers)
- Herwig++ (angular ordered showers)
- Pythia 6 (Q^2 and p_T^2 ordered showers)
- Pythia 8 (p_T^2 ordered showers)

Generators Including Higher Order Contributions On ME Level

- MC@NLO (NLO computation on matrix element level)
 - uses Herwig for showering and hadronisation
- Alpgen (accounts for additional hard partons at ME level)
 - uses Herwig or Pythia 6 for showering and hadronisation

Shower Types

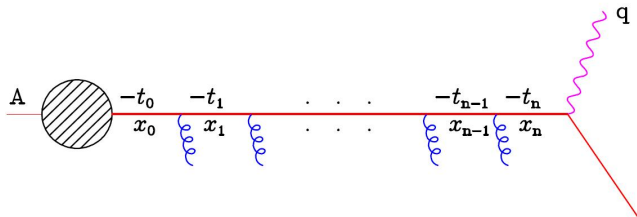
Introduction Kinematics of $t\bar{t}$ system Jets Excluding Tops Top Mass



B. Webber, CERN Training Lecture, February 2008

Shower Types

Introduction Kinematics of $t\bar{t}$ system Jets Excluding Tops Top Mass



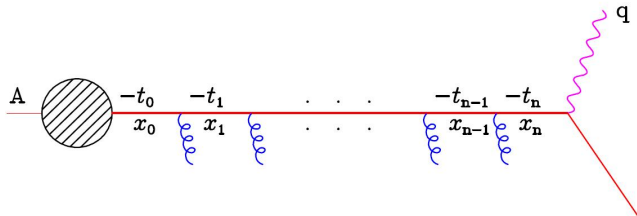
B. Webber, CERN Training Lecture, February 2008

Wimpy Showers

- Maximum virtuality for shower is $t_{max} \sim t_{hard}$
- Cutoff in shower evolution

Shower Types

Introduction Kinematics of $t\bar{t}$ system Jets Excluding Tops Top Mass



B. Webber, CERN Training Lecture, February 2008

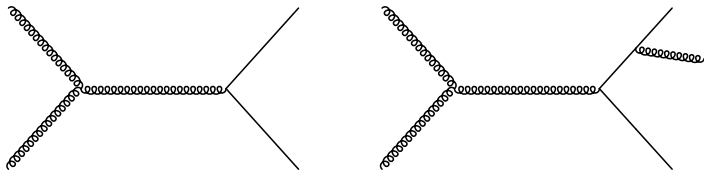
Wimpy Showers

- Maximum virtuality for shower is $t_{max} \sim t_{hard}$
- Cutoff in shower evolution

Power Showers

- Maximum virtuality for shower is $t_{max} = s$
- Whole phase space is used

Matching

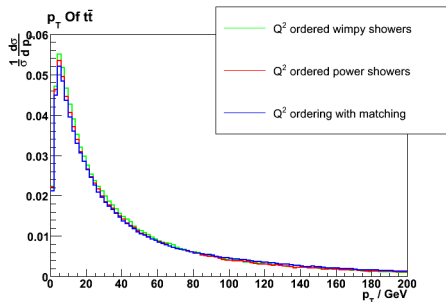


Matched Showers

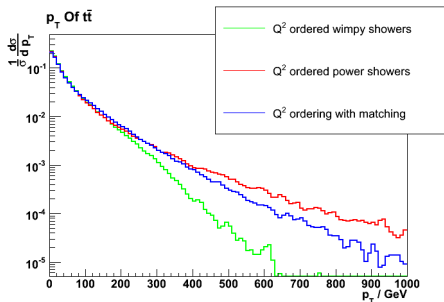
- Hardest radiation is calculated on tree level (NLO diagrams)
- Parton shower accounts for soft radiation
- Matching with parton shower to avoid double counting
- MC@NLO uses subtraction method internally
- Alpgen uses a veto algorithm to discard events which suffer from double counting

p_T Of The $t\bar{t}$ System

Introduction Kinematics of $t\bar{t}$ system Jets Excluding Tops Top Mass



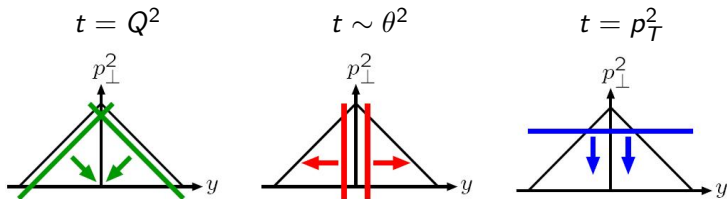
- Peak region of p_T distribution not affected much by choice of shower type



- Tail of p_T distribution determined by shower type

Shower Algorithms

Introduction Kinematics of $t\bar{t}$ system Jets Excluding Tops Top Mass

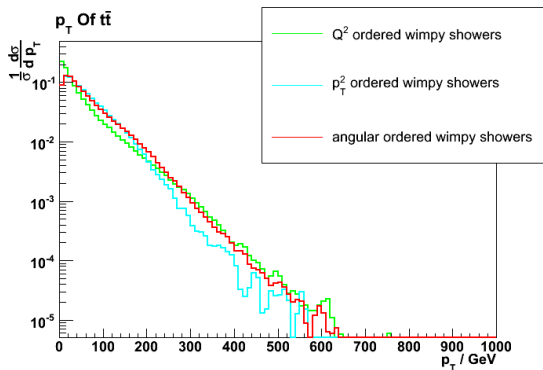


T. Sjöstrand, European School of HEP, June 2006

- evolution from the hard interaction (ME) on
- decreasing in Q^2 : Pythia 6
- decreasing in p_T^2 : Pythia 6 and Pythia 8
- decreasing in angle: Herwig and Herwig++

Shower Algorithms

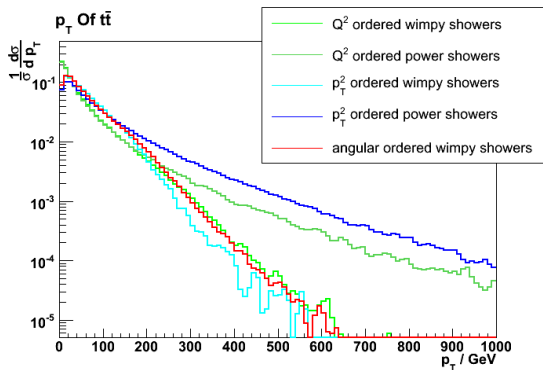
Introduction Kinematics of $t\bar{t}$ system Jets Excluding Tops Top Mass



- All wimpy showers show similar behaviour

Shower Algorithms

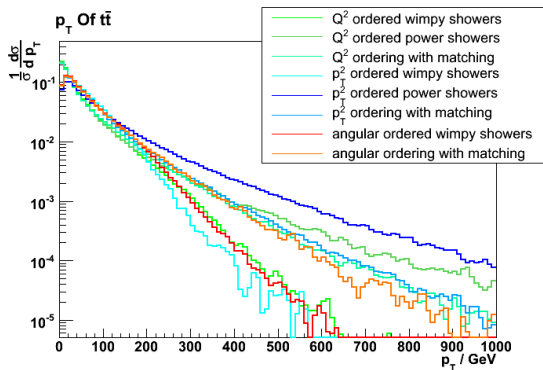
Introduction Kinematics of $t\bar{t}$ system Jets Excluding Tops Top Mass



- All wimpy showers show similar behaviour
- p_T ordered power showers favour high p_T regions

Shower Algorithms

Introduction Kinematics of $t\bar{t}$ system Jets Excluding Tops Top Mass



- All wimpy showers show similar behaviour
- p_T ordered power showers favour high p_T regions
- Samples with hardest radiation on ME level agree quite well

Jets

Introduction Kinematics of $t\bar{t}$ system **Jets Excluding Tops** Top Mass

Parton Jets

- Try to understand the kinematics of the radiation
- Build jets on the final parton state

Jets

Introduction Kinematics of $t\bar{t}$ system **Jets Excluding Tops** Top Mass

Parton Jets

- Try to understand the kinematics of the radiation
- Build jets on the final parton state

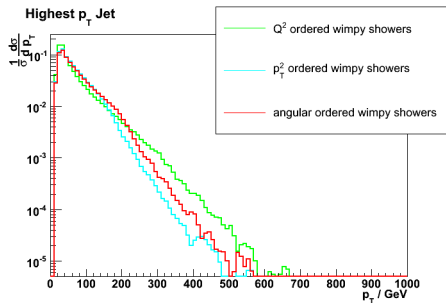
Jet Definition

- Leave tops stable and neglect them
- Switch off hadronisation
- Run jet algorithm on final partons within $|\eta| < 6$
- Results for SISCone 0.5 are presented

p_T Of Jets

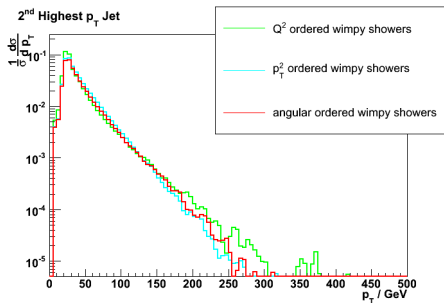
Introduction Kinematics of $t\bar{t}$ system Jets Excluding Tops Top Mass

Hardest Jet



- Slight difference due to different t_{max}

Second Hardest Jet

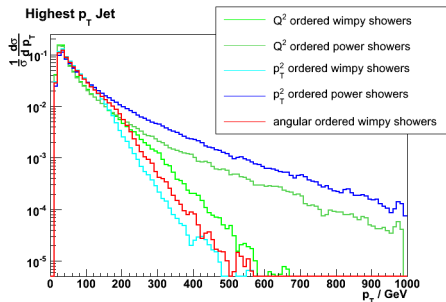


- Almost identical for all shower types

p_T Of Jets

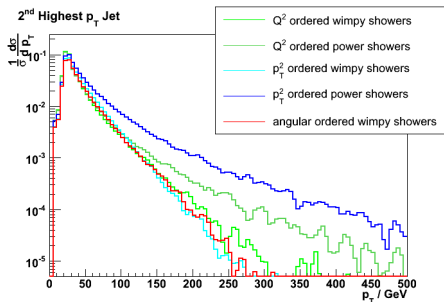
Introduction Kinematics of $t\bar{t}$ system Jets Excluding Tops Top Mass

Hardest Jet



- Differences in shower type for power showers

Second Hardest Jet

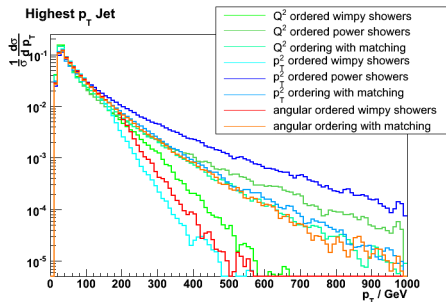


- Differences in shower type for power showers as well

p_T Of Jets

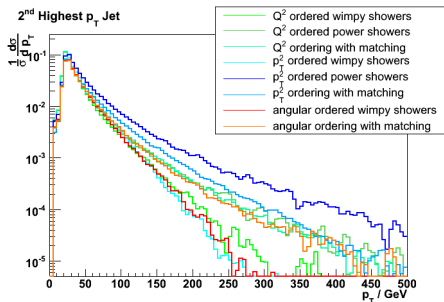
Introduction Kinematics of $t\bar{t}$ system Jets Excluding Tops Top Mass

Hardest Jet



- For matched samples hardest jet mostly originates from ME

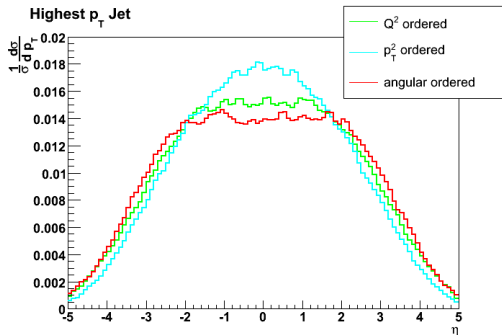
Second Hardest Jet



- Matched samples and Q^2 power showers agree

Rapidity Of Jets

Introduction Kinematics of $t\bar{t}$ system Jets Excluding Tops Top Mass

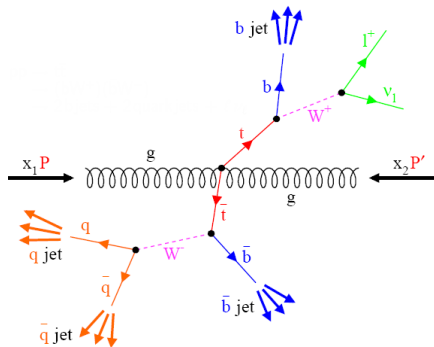


- Shower models show different η distribution for hard radiation
- Angular ordering leads to a flatter shape
- Wimpy / power showers give similar results

Top Mass On Generatorlevel

Introduction Kinematics of $t\bar{t}$ system Jets Excluding Tops Top Mass

Semileptonic Decay

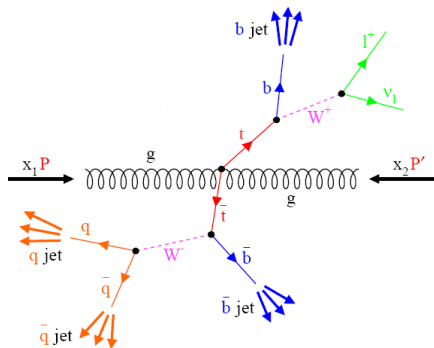


- Top mass measurement of semileptonic $t\bar{t}$ events from final hadrons
- Hard process leads to four quarks (jets), one lepton and one neutrino
- Additional partons from radiation and underlying event

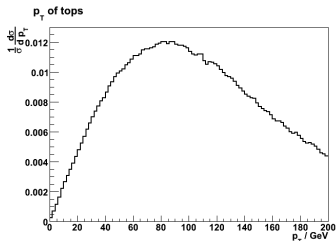
Top Reconstruction

Introduction Kinematics of $t\bar{t}$ system Jets Excluding Tops Top Mass

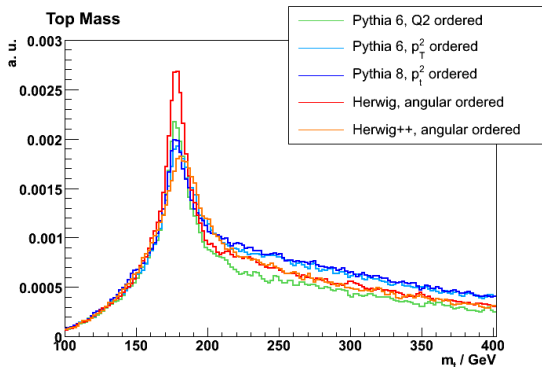
Semileptonic Decay



- Tops often produced with high p_T
- Request for at least four jets with $p_T > 40\text{GeV}$
- Find 3-jet combination with maximum p_T



Top Mass



- Additional jets and wrong combinations both lead to background
- Differences in peak height and combinatorial background
- Showers and underlying event influence combinatorial background

Summary And Outlook

Introduction Kinematics of $t\bar{t}$ system Jets Excluding Tops Top Mass

Summary

- Different shower models lead to differences in p_T distributions of $t\bar{t}$ system and jets
- Performing the hardest radiation on ME level and matching the parton shower gives good agreement between the different shower models

Summary And Outlook

Introduction Kinematics of $t\bar{t}$ system Jets Excluding Tops Top Mass

Summary

- Different shower models lead to differences in p_T distributions of $t\bar{t}$ system and jets
- Performing the hardest radiation on ME level and matching the parton shower gives good agreement between the different shower models
- Combinatorial background for top mass distribution depends on generator

Summary And Outlook

Introduction Kinematics of $t\bar{t}$ system Jets Excluding Tops Top Mass

Summary

- Different shower models lead to differences in p_T distributions of $t\bar{t}$ system and jets
- Performing the hardest radiation on ME level and matching the parton shower gives good agreement between the different shower models
- Combinatorial background for top mass distribution depends on generator

Outlook

- Comparison of different jet algorithms and top reconstruction methods

Summary And Outlook

Introduction Kinematics of $t\bar{t}$ system Jets Excluding Tops Top Mass

Summary

- Different shower models lead to differences in p_T distributions of $t\bar{t}$ system and jets
- Performing the hardest radiation on ME level and matching the parton shower gives good agreement between the different shower models
- Combinatorial background for top mass distribution depends on generator

Outlook

- Comparison of different jet algorithms and top reconstruction methods
- Effects still visible after full detector simulation and reconstruction?

Summary And Outlook

Introduction Kinematics of $t\bar{t}$ system Jets Excluding Tops Top Mass

Summary

- Different shower models lead to differences in p_T distributions of $t\bar{t}$ system and jets
- Performing the hardest radiation on ME level and matching the parton shower gives good agreement between the different shower models
- Combinatorial background for top mass distribution depends on generator

Outlook

- Comparison of different jet algorithms and top reconstruction methods
- Effects still visible after full detector simulation and reconstruction?
- Top Mass
 - Comparison of generator dependent combinatorial background with physical background
 - Check more sophisticated reconstruction methods

Acknowledgements

Introduction Kinematics of $t\bar{t}$ system Jets Excluding Tops Top Mass

This research project has been supported by a Marie Curie Early Stage Research Training of the European Community's Sixth Framework Programme under contract number MRTN-CT-2006-035606.